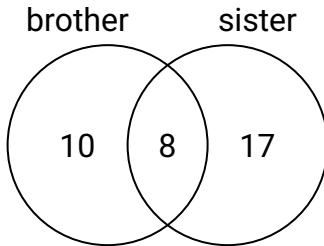




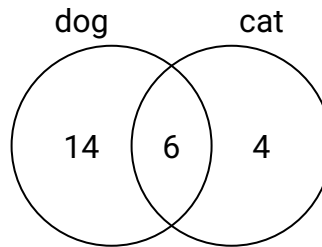
Use the diagram to solve each problem.

Answers

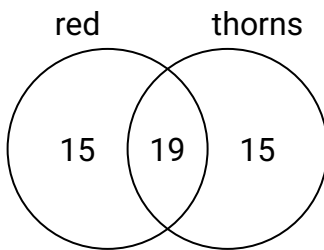
- 1) The diagram below shows the gender of students siblings.
How many students had only a brother?



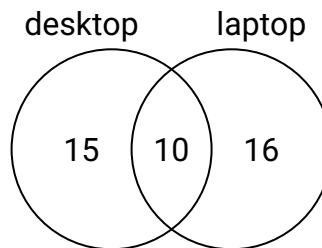
- 2) The diagram below shows the pets students in a class owned.
How many people had a cat?



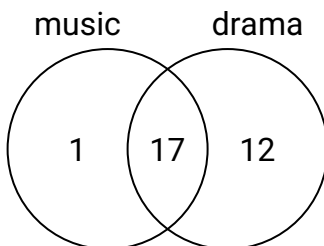
- 3) The diagram below shows the attributes of flowers in a flower shop.
How many flowers had thorns?



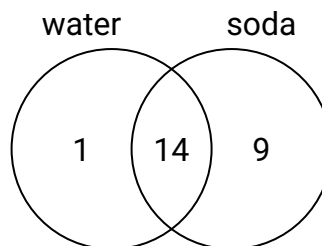
- 4) The diagram below shows the types of computers students owned.
How many students did not own both a desktop and a laptop computer?



- 5) The diagram below shows the classes students are taking.
How many students are taking music?



- 6) The diagram below shows the drinks people consumed at the football game.
How many people drank only water?

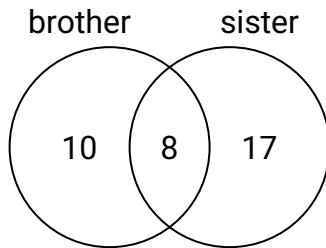


1. _____
2. _____
3. _____
4. _____
5. _____
6. _____

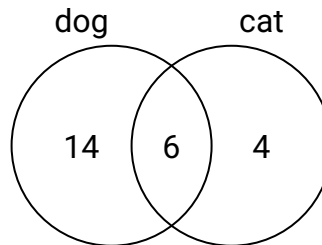


Use the diagram to solve each problem.

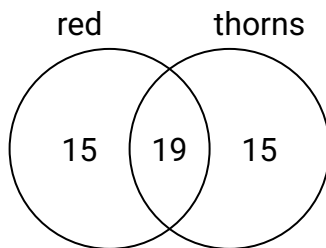
- 1) The diagram below shows the gender of students siblings.
How many students had only a brother?



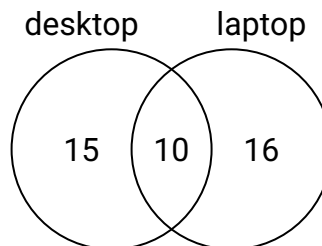
- 2) The diagram below shows the pets students in a class owned.
How many people had a cat?



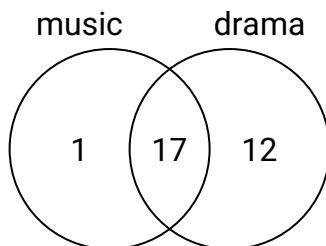
- 3) The diagram below shows the attributes of flowers in a flower shop.
How many flowers had thorns?



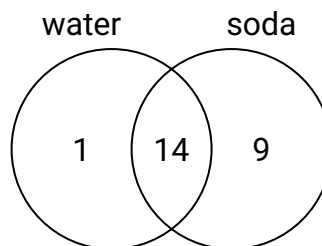
- 4) The diagram below shows the types of computers students owned.
How many students did not own both a desktop and a laptop computer?



- 5) The diagram below shows the classes students are taking.
How many students are taking music?



- 6) The diagram below shows the drinks people consumed at the football game.
How many people drank only water?

**Answers**

1. **10**
2. **10**
3. **34**
4. **31**
5. **18**
6. **1**