



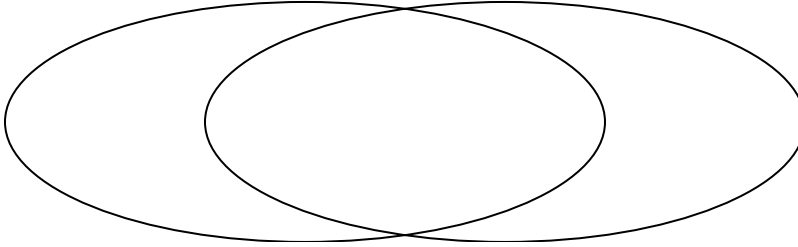
Solve each problem.

- 1) The table below shows the attributes of several types of candy. Use the chart to fill in the Venn Diagram.

	Bananza	Yum-Yums	Googlies	Ribbles	Fidgies	Dubbles
Color	Mixed	Uniform	Mixed	Uniform	Uniform	Mixed
Flavor	Chocolate	Sugar	Chocolate	Sugar	Sugar	Sugar

Mixed Color

Sugar

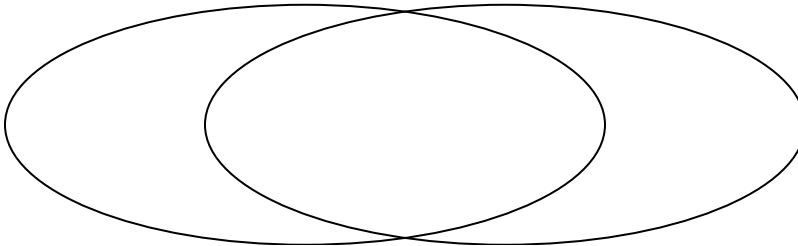


- 2) The table below shows the description of several super heroes. Use the chart to fill in the Venn Diagram.

	Moon Shadow	Sunspot	Blitz Fire	Nightwave	Karma	Protector
Wears Mask	Yes	No	No	Yes	Yes	Yes
Gender	Male	Male	Male	Female	Female	Female

Wears Mask

Male

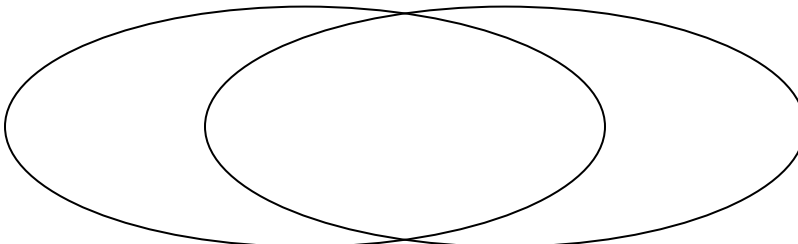


- 3) The table below shows the description of several video games. Use the chart to fill in the Venn Diagram.

	Farplan	Crystal Rain	DreamRush	Warstar	Everplan	Airblaze
Difficulty	Easy	Easy	Easy	Hard	Easy	Hard
Length	Short	Long	Long	Short	Long	Short

Easy

Short Length

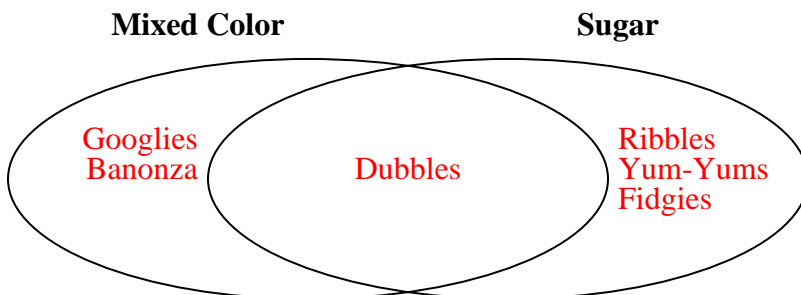




Solve each problem.

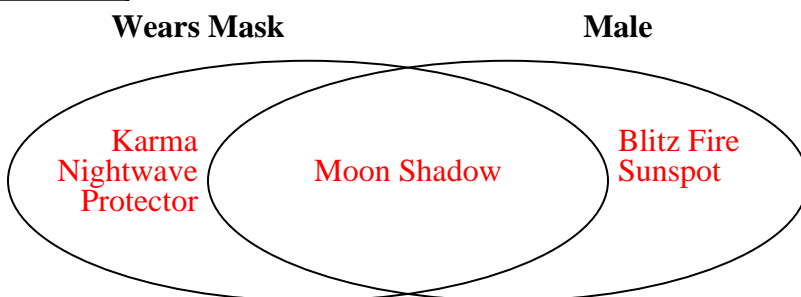
1) The table below shows the attributes of several types of candy. Use the chart to fill in the Venn Diagram.

	Bananza	Yum-Yums	Googlies	Ribbles	Fidgies	Dubbles
Color	Mixed	Uniform	Mixed	Uniform	Uniform	Mixed
Flavor	Chocolate	Sugar	Chocolate	Sugar	Sugar	Sugar



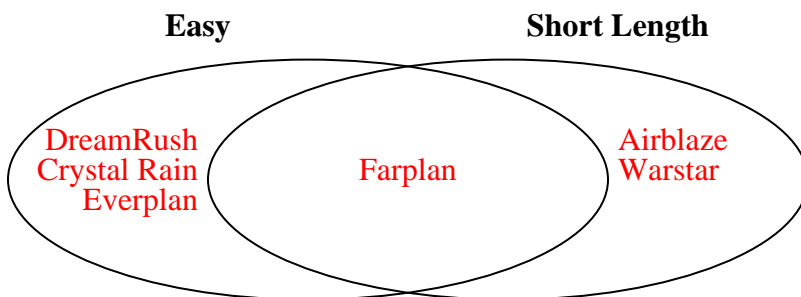
2) The table below shows the description of several super heroes. Use the chart to fill in the Venn Diagram.

	Moon Shadow	Sunspot	Blitz Fire	Nightwave	Karma	Protector
Wears Mask	Yes	No	No	Yes	Yes	Yes
Gender	Male	Male	Male	Female	Female	Female



3) The table below shows the description of several video games. Use the chart to fill in the Venn Diagram.

	Farplan	Crystal Rain	DreamRush	Warstar	Everplan	Airblaze
Difficulty	Easy	Easy	Easy	Hard	Easy	Hard
Length	Short	Long	Long	Short	Long	Short





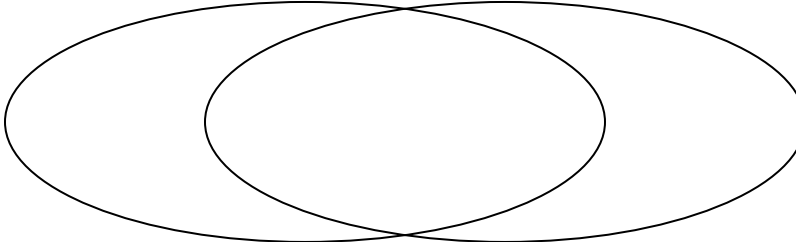
Solve each problem.

- 1) The table below shows the physical traits of different students. Use the chart to fill in the Venn Diagram.

	Sam	Mark	Vicky	Jane	Gary	Adam
Hair Color	Blonde	Blonde	Blonde	Blonde	Red	Blonde
Pet	Cat	Dog	Cat	Cat	Cat	Dog

Blonde Hair

Cat

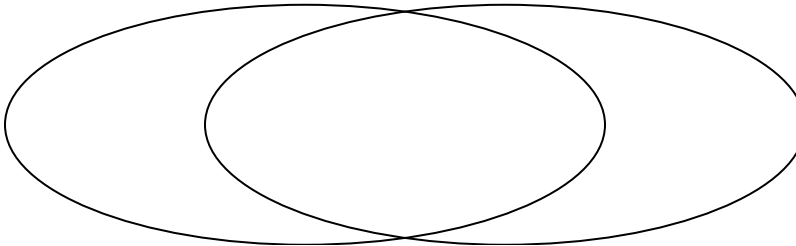


- 2) The table below shows the description of several video games. Use the chart to fill in the Venn Diagram.

	Farplan	Warstar	Everplan	DreamRush	Crystal Rain	Airblaze
Difficulty	Easy	Hard	Easy	Hard	Hard	Easy
Art Style	Fantasy	Realistic	Realistic	Realistic	Realistic	Fantasy

Easy

Realistic Art

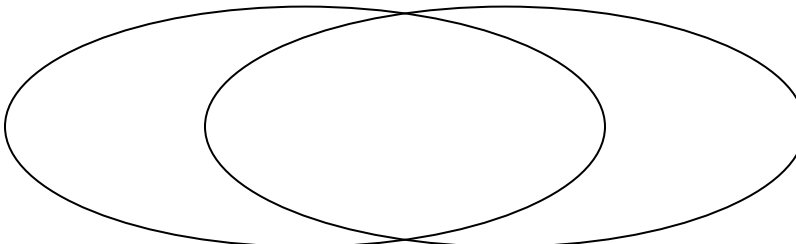


- 3) The table below shows the description of several super heroes. Use the chart to fill in the Venn Diagram.

	Blitz Fire	Karma	Moon Shadow	Protector	Citadel	Sunspot
Power	Flight	Flight	Super Strength	Super Strength	Flight	Flight
Has Sidekick	No	Yes	Yes	Yes	No	No

Can Fly

Has Sidekick

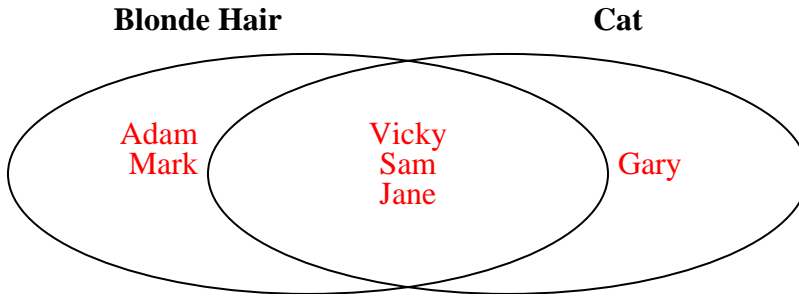




Solve each problem.

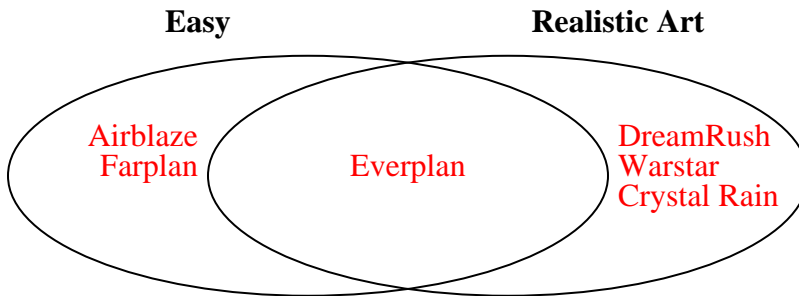
- 1) The table below shows the physical traits of different students. Use the chart to fill in the Venn Diagram.

	Sam	Mark	Vicky	Jane	Gary	Adam
Hair Color	Blonde	Blonde	Blonde	Blonde	Red	Blonde
Pet	Cat	Dog	Cat	Cat	Cat	Dog



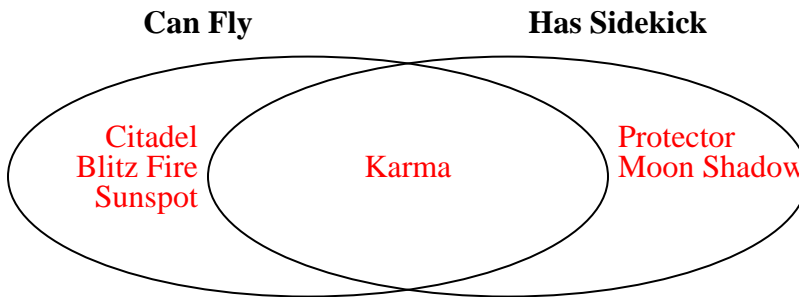
- 2) The table below shows the description of several video games. Use the chart to fill in the Venn Diagram.

	Farplan	Warstar	Everplan	DreamRush	Crystal Rain	Airblaze
Difficulty	Easy	Hard	Easy	Hard	Hard	Easy
Art Style	Fantasy	Realistic	Realistic	Realistic	Realistic	Fantasy



- 3) The table below shows the description of several super heroes. Use the chart to fill in the Venn Diagram.

	Blitz Fire	Karma	Moon Shadow	Protector	Citadel	Sunspot
Power	Flight	Flight	Super Strength	Super Strength	Flight	Flight
Has Sidekick	No	Yes	Yes	Yes	No	No





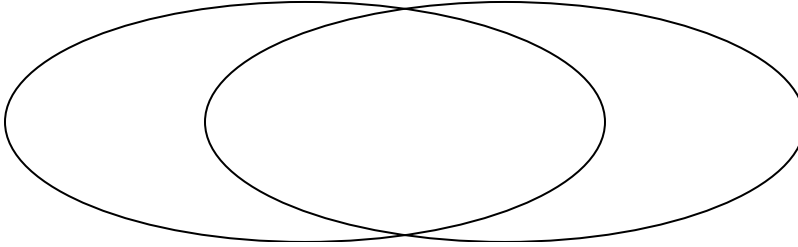
Solve each problem.

- 1) The table below shows the physical traits of different students. Use the chart to fill in the Venn Diagram.

	Gary	Dan	Lisa	Sam	Mark	Zoe
Eye Color	Blue	Blue	Blue	Blue	Green	Blue
Dominant Hand	Right	Left	Left	Right	Left	Right

Blue Eyes

Left Handed

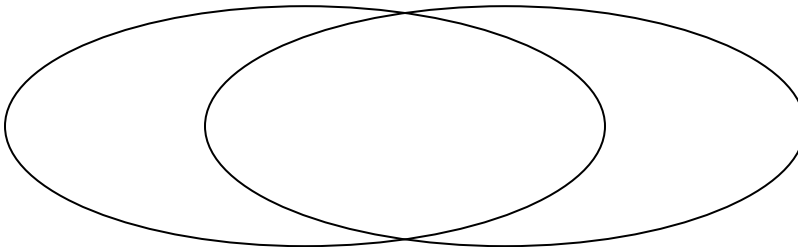


- 2) The table below shows the information on several pizza places. Use the chart to fill in the Venn Diagram.

	Slice of Life	Za Pizza	Italy's Best	John's Pizza	Luigi's Pizza	Oven Baked
Type	Chain	Family Owned	Family Owned	Chain	Family Owned	Chain
Delivery	Free	Free	Free	Pay	Free	Pay

Chain Store

Free Delivery

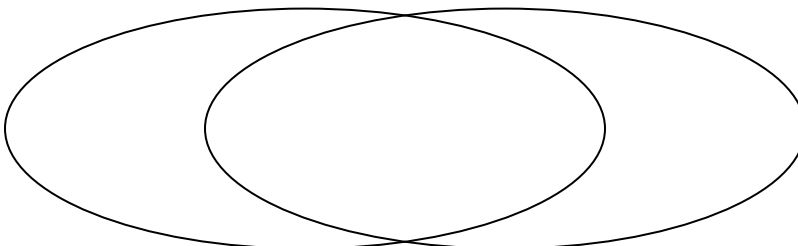


- 3) The table below shows the physical traits of several pets in a pet shelter. Use the chart to fill in the Venn Diagram.

	Sparkles	Lucky	Bubbles	Coco	Alfus	Emily
Type	Dog	Dog	Cat	Dog	Cat	Dog
Fur Length	Long	Long	Short	Long	Short	Short

Dog

Short Hair

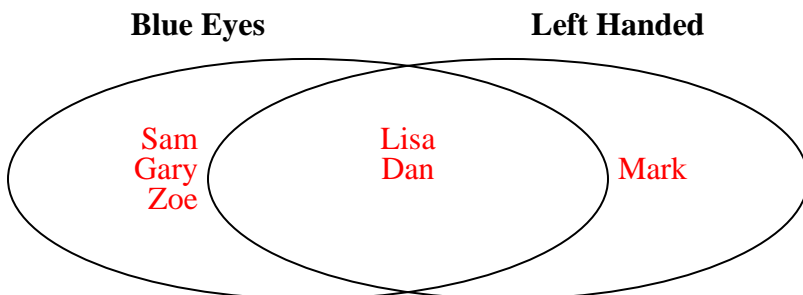




Solve each problem.

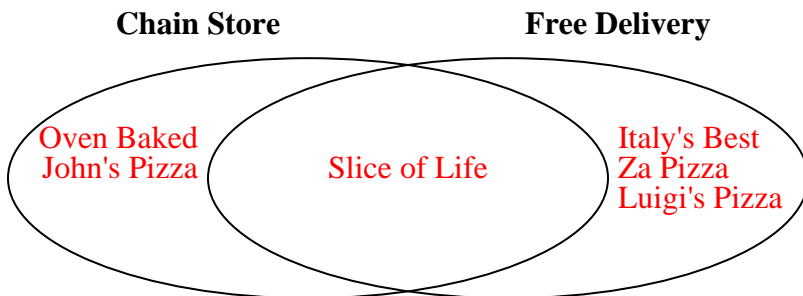
- 1) The table below shows the physical traits of different students. Use the chart to fill in the Venn Diagram.

	Gary	Dan	Lisa	Sam	Mark	Zoe
Eye Color	Blue	Blue	Blue	Blue	Green	Blue
Dominant Hand	Right	Left	Left	Right	Left	Right



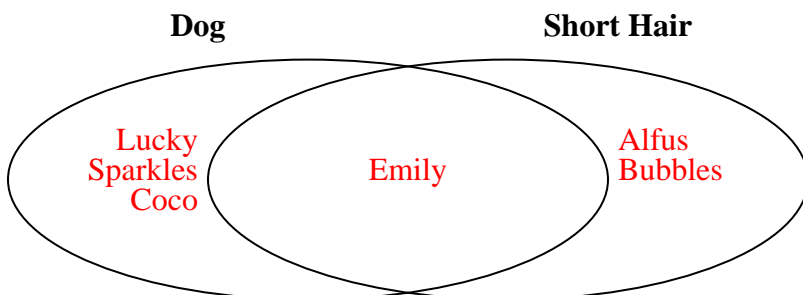
- 2) The table below shows the information on several pizza places. Use the chart to fill in the Venn Diagram.

	Slice of Life	Za Pizza	Italy's Best	John's Pizza	Luigi's Pizza	Oven Baked
Type	Chain	Family Owned	Family Owned	Chain	Family Owned	Chain
Delivery	Free	Free	Free	Pay	Free	Pay



- 3) The table below shows the physical traits of several pets in a pet shelter. Use the chart to fill in the Venn Diagram.

	Sparkles	Lucky	Bubbles	Coco	Alfus	Emily
Type	Dog	Dog	Cat	Dog	Cat	Dog
Fur Length	Long	Long	Short	Long	Short	Short





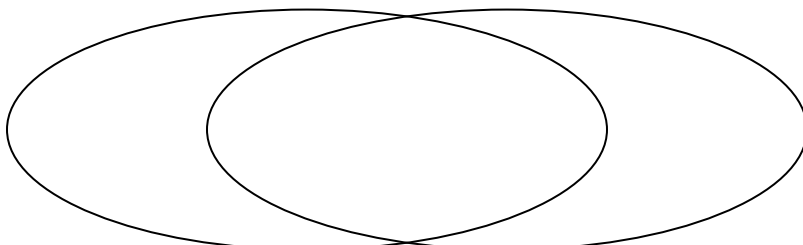
Solve each problem.

- 1) The table below shows the information on several pizza places. Use the chart to fill in the Venn Diagram.

	Pizza Bros	Luigi's Pizza	Slice of Life	Oven Baked	Italy's Best	John's Pizza
Type	Family Owned	Chain	Chain	Chain	Chain	Family Owned
Delivery	Free	Free	Free	Pay	Pay	Free

Chain Store

Free Delivery

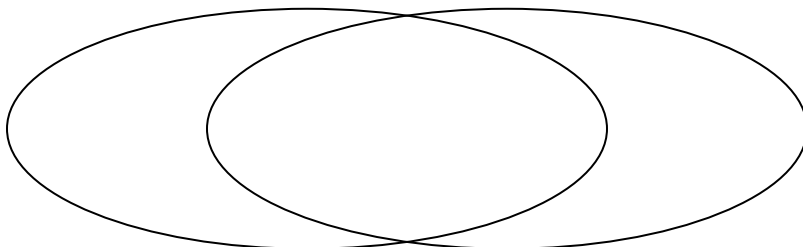


- 2) The table below shows the physical traits of several pets in a pet shelter. Use the chart to fill in the Venn Diagram.

	Fluffy	Emily	Bubbles	Lucky	Coco	Alfus
Fur Length	Short	Short	Short	Short	Long	Short
Fur Color	Brown	Brown	Gray	Gray	Gray	Gray

Short Hair

Gray Fur

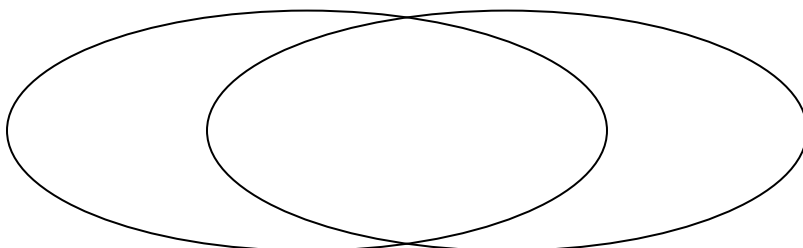


- 3) The table below shows the physical traits of different students. Use the chart to fill in the Venn Diagram.

	Vicky	Tom	Sam	Rey	Emma	Kim
Dominant Hand	Left	Left	Right	Left	Left	Left
Hair Color	Red	Red	Blonde	Blonde	Red	Blonde

Left Handed

Blonde Hair






Solve each problem.

- 1) The table below shows the information on several pizza places. Use the chart to fill in the Venn Diagram.

	Pizza Bros	Luigi's Pizza	Slice of Life	Oven Baked	Italy's Best	John's Pizza
Type	Family Owned	Chain	Chain	Chain	Chain	Family Owned
Delivery	Free	Free	Free	Pay	Pay	Free

**Chain Store**

**Free Delivery**

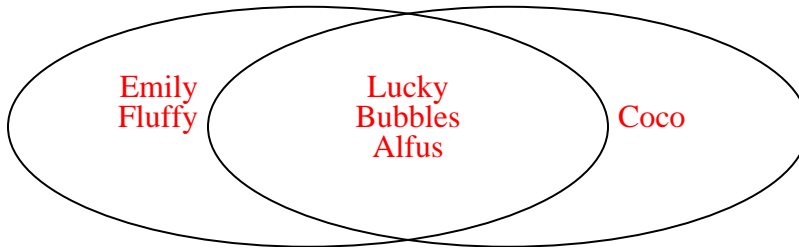


- 2) The table below shows the physical traits of several pets in a pet shelter. Use the chart to fill in the Venn Diagram.

	Fluffy	Emily	Bubbles	Lucky	Coco	Alfus
Fur Length	Short	Short	Short	Short	Long	Short
Fur Color	Brown	Brown	Gray	Gray	Gray	Gray

**Short Hair**

**Gray Fur**

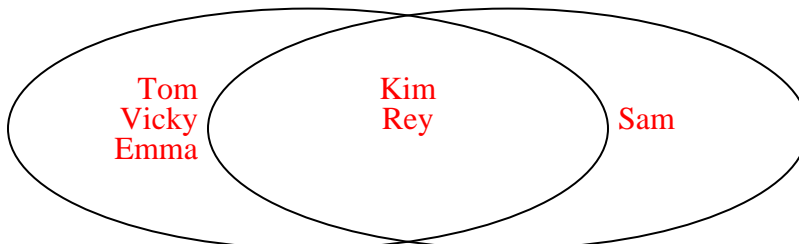


- 3) The table below shows the physical traits of different students. Use the chart to fill in the Venn Diagram.

	Vicky	Tom	Sam	Rey	Emma	Kim
Dominant Hand	Left	Left	Right	Left	Left	Left
Hair Color	Red	Red	Blonde	Blonde	Red	Blonde

**Left Handed**

**Blonde Hair**







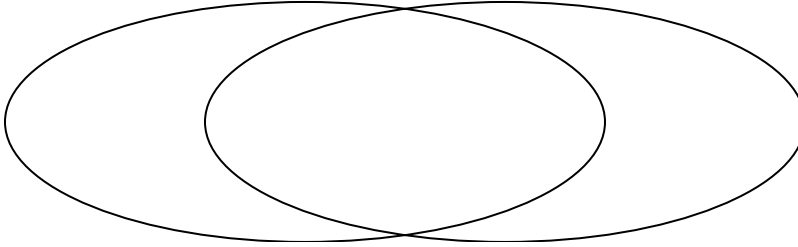
Solve each problem.

- 1) The table below shows the physical traits of different students. Use the chart to fill in the Venn Diagram.

	Carl	Ben	Zoe	Helen	Mark	Ned
Eye Color	Blue	Blue	Green	Blue	Green	Green
Dominant Hand	Left	Right	Left	Right	Left	Left

Blue Eyes

Left Handed

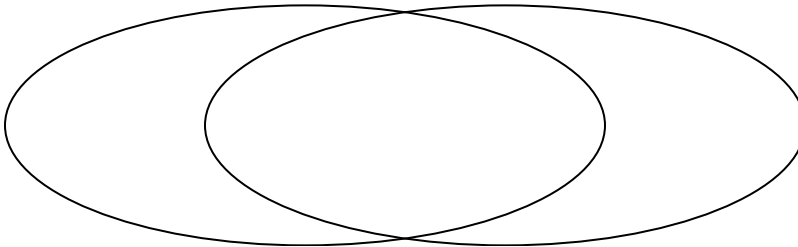


- 2) The table below shows the information on several pizza places. Use the chart to fill in the Venn Diagram.

	Italy's Best	Oven Baked	John's Pizza	Luigi's Pizza	Pizza Bros	Za Pizza
Price	Expensive	Cheap	Expensive	Cheap	Expensive	Expensive
Quality	High	High	Low	High	High	Low

Expensive

High Quality

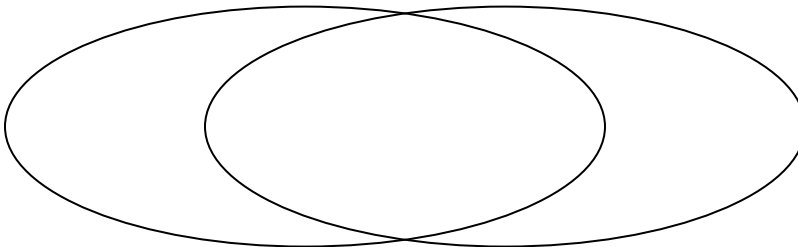


- 3) The table below shows the description of several video games. Use the chart to fill in the Venn Diagram.

	DreamRush	Airblaze	Farplan	Crystal Rain	Warstar	Everplan
Art Style	Realistic	Realistic	Fantasy	Fantasy	Realistic	Fantasy
Difficulty	Easy	Hard	Easy	Easy	Easy	Easy

Realistic Art

Easy

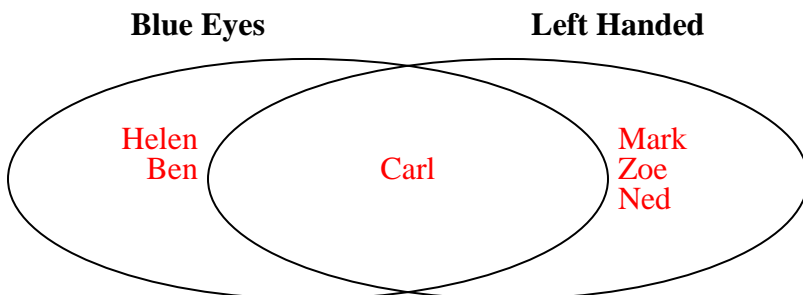




Solve each problem.

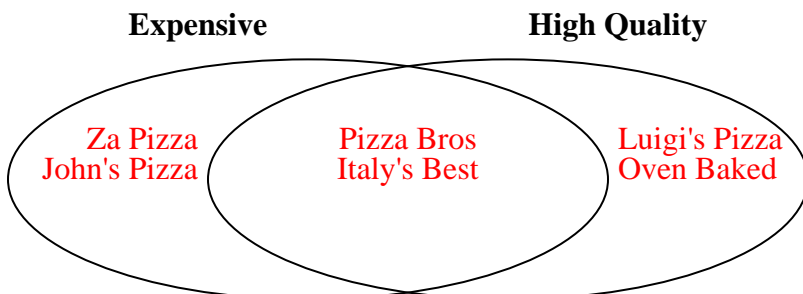
- 1) The table below shows the physical traits of different students. Use the chart to fill in the Venn Diagram.

	Carl	Ben	Zoe	Helen	Mark	Ned
Eye Color	Blue	Blue	Green	Blue	Green	Green
Dominant Hand	Left	Right	Left	Right	Left	Left



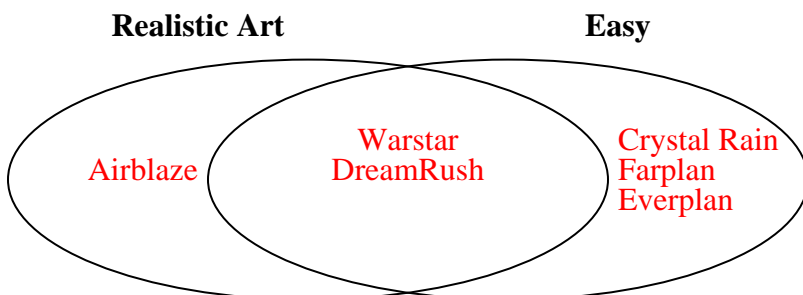
- 2) The table below shows the information on several pizza places. Use the chart to fill in the Venn Diagram.

	Italy's Best	Oven Baked	John's Pizza	Luigi's Pizza	Pizza Bros	Za Pizza
Price	Expensive	Cheap	Expensive	Cheap	Expensive	Expensive
Quality	High	High	Low	High	High	Low



- 3) The table below shows the description of several video games. Use the chart to fill in the Venn Diagram.

	DreamRush	Airblaze	Farplan	Crystal Rain	Warstar	Everplan
Art Style	Realistic	Realistic	Fantasy	Fantasy	Realistic	Fantasy
Difficulty	Easy	Hard	Easy	Easy	Easy	Easy





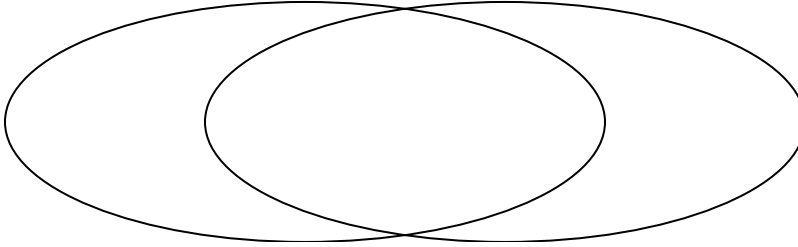
Solve each problem.

- 1) The table below shows the description of several video games. Use the chart to fill in the Venn Diagram.

	Everplan	Farplan	Warstar	DreamRush	Crystal Rain	Airblaze
Type	RPG	RPG	Action	Action	RPG	Action
Art Style	Realistic	Fantasy	Realistic	Realistic	Realistic	Realistic

**RPG**

**Realistic Art**

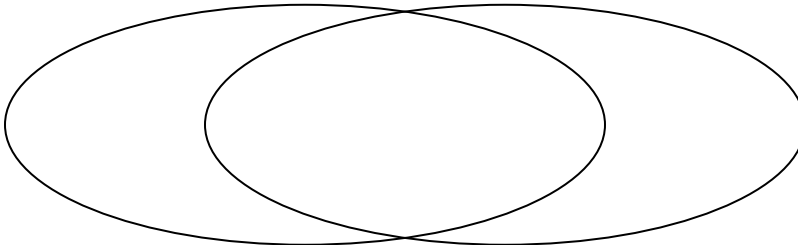


- 2) The table below shows the physical traits of different students. Use the chart to fill in the Venn Diagram.

	Gary	Adam	Tom	Emma	Vicky	Wendy
Eye Color	Green	Blue	Green	Blue	Blue	Blue
Dominant Hand	Left	Right	Left	Left	Left	Left

**Blue Eyes**

**Left Handed**

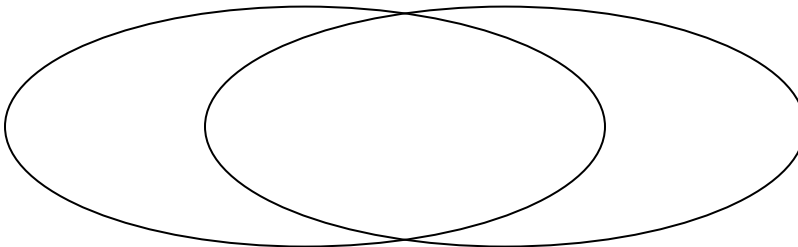


- 3) The table below shows the physical traits of several pets in a pet shelter. Use the chart to fill in the Venn Diagram.

	Fluffy	Bubbles	Alfus	Lucky	Emily	Sparkles
Fur Length	Long	Long	Short	Long	Short	Short
Fur Color	Gray	Gray	Brown	Gray	Gray	Brown

**Short Hair**

**Gray Fur**

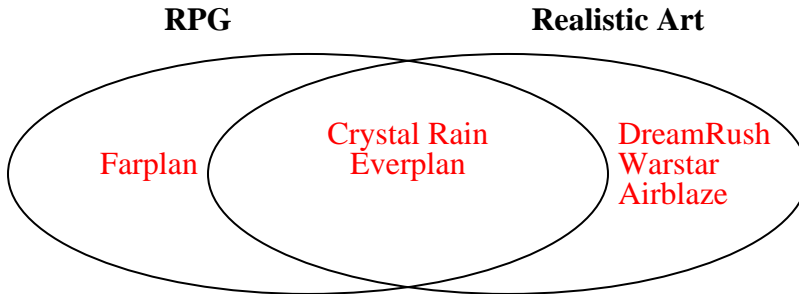




Solve each problem.

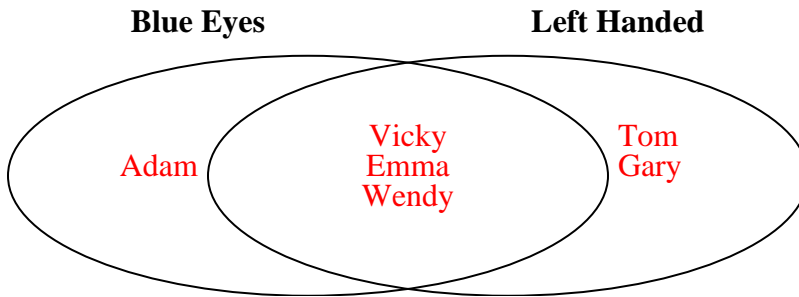
- 1) The table below shows the description of several video games. Use the chart to fill in the Venn Diagram.

	<b>Everplan</b>	<b>Farplan</b>	<b>Warstar</b>	<b>DreamRush</b>	<b>Crystal Rain</b>	<b>Airblaze</b>
<b>Type</b>	RPG	RPG	Action	Action	RPG	Action
<b>Art Style</b>	Realistic	Fantasy	Realistic	Realistic	Realistic	Realistic



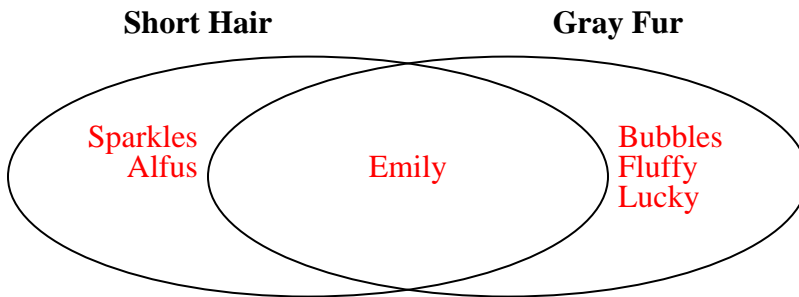
- 2) The table below shows the physical traits of different students. Use the chart to fill in the Venn Diagram.

	<b>Gary</b>	<b>Adam</b>	<b>Tom</b>	<b>Emma</b>	<b>Vicky</b>	<b>Wendy</b>
<b>Eye Color</b>	Green	Blue	Green	Blue	Blue	Blue
<b>Dominant Hand</b>	Left	Right	Left	Left	Left	Left



- 3) The table below shows the physical traits of several pets in a pet shelter. Use the chart to fill in the Venn Diagram.

	<b>Fluffy</b>	<b>Bubbles</b>	<b>Alfus</b>	<b>Lucky</b>	<b>Emily</b>	<b>Sparkles</b>
<b>Fur Length</b>	Long	Long	Short	Long	Short	Short
<b>Fur Color</b>	Gray	Gray	Brown	Gray	Gray	Brown





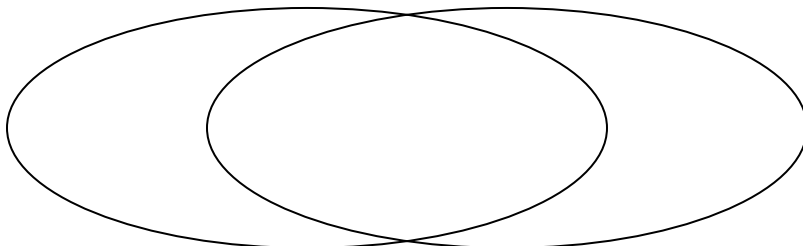
Solve each problem.

- 1) The table below shows the description of several video games. Use the chart to fill in the Venn Diagram.

	DreamRush	Airblaze	Crystal Rain	Farplan	Everplan	Warstar
Difficulty	Hard	Easy	Hard	Easy	Easy	Easy
Art Style	Realistic	Realistic	Realistic	Realistic	Fantasy	Realistic

Easy

Realistic Art

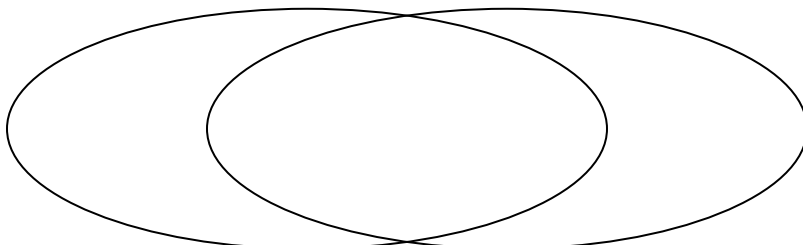


- 2) The table below shows the description of several super heroes. Use the chart to fill in the Venn Diagram.

	Sunspot	Protector	Karma	Nightwave	Moon Shadow	Blitz Fire
Gender	Male	Male	Male	Male	Female	Female
Has Sidekick	No	Yes	No	No	Yes	Yes

Male

Has Sidekick

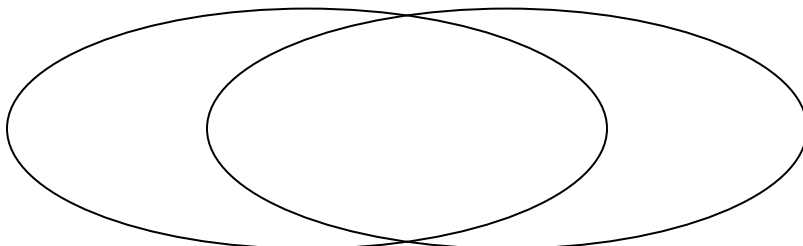


- 3) The table below shows the attributes of several types of candy. Use the chart to fill in the Venn Diagram.

	Yum-Yums	Ribbles	Fidgies	Banonza	Dubbles	Googlies
Package	Box	Bag	Box	Box	Box	Bag
Flavor	Sugar	Sugar	Sugar	Sugar	Chocolate	Sugar

Box Package

Sugar

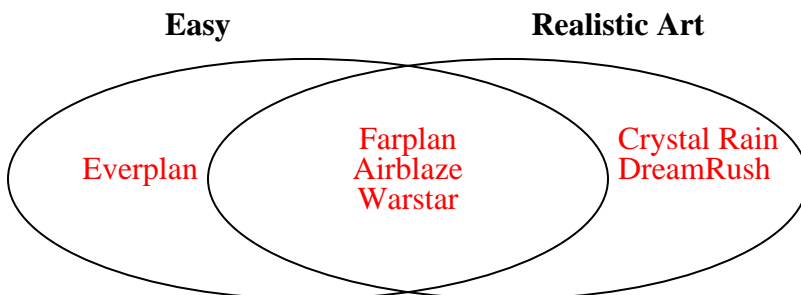




Solve each problem.

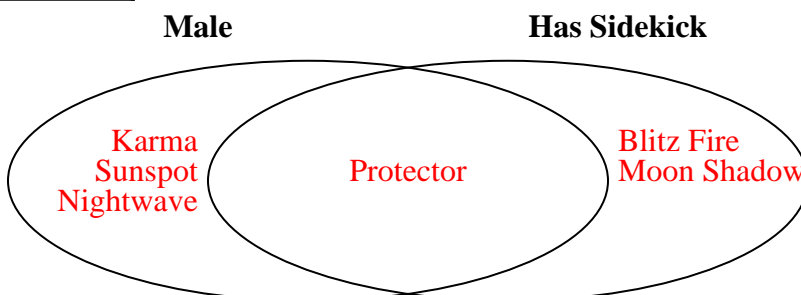
- 1) The table below shows the description of several video games. Use the chart to fill in the Venn Diagram.

	DreamRush	Airblaze	Crystal Rain	Farplan	Everplan	Warstar
Difficulty	Hard	Easy	Hard	Easy	Easy	Easy
Art Style	Realistic	Realistic	Realistic	Realistic	Fantasy	Realistic



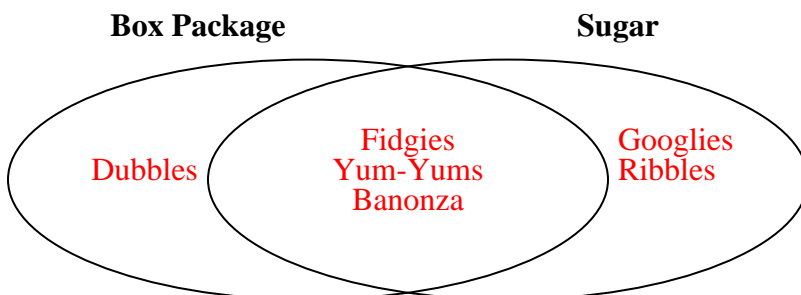
- 2) The table below shows the description of several super heroes. Use the chart to fill in the Venn Diagram.

	Sunspot	Protector	Karma	Nightwave	Moon Shadow	Blitz Fire
Gender	Male	Male	Male	Male	Female	Female
Has Sidekick	No	Yes	No	No	Yes	Yes



- 3) The table below shows the attributes of several types of candy. Use the chart to fill in the Venn Diagram.

	Yum-Yums	Ribbles	Fidgies	Banonza	Dubbles	Googlies
Package	Box	Bag	Box	Box	Box	Bag
Flavor	Sugar	Sugar	Sugar	Sugar	Chocolate	Sugar





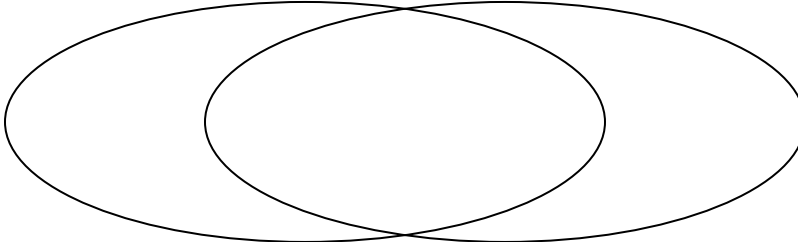
Solve each problem.

- 1) The table below shows the description of several video games. Use the chart to fill in the Venn Diagram.

	Crystal Rain	Warstar	Farplan	Airblaze	Everplan	DreamRush
Difficulty	Easy	Hard	Easy	Easy	Easy	Easy
Type	RPG	RPG	RPG	Action	Action	Action

Easy

RPG

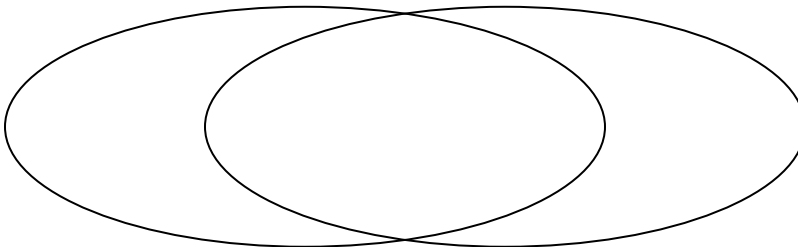


- 2) The table below shows the description of several super heroes. Use the chart to fill in the Venn Diagram.

	Nightwave	Moon Shadow	Citadel	Protector	Sunspot	Karma
Wears Mask	Yes	Yes	No	Yes	No	Yes
Has Sidekick	No	No	Yes	Yes	Yes	No

Wears Mask

Has Sidekick

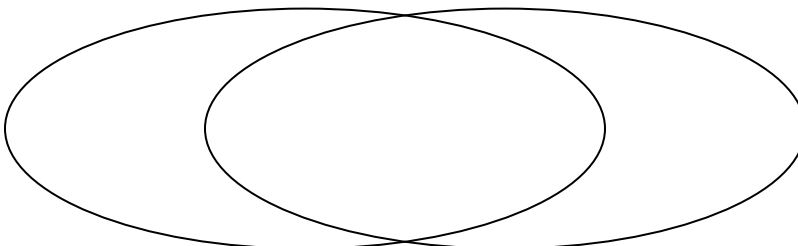


- 3) The table below shows the physical traits of different students. Use the chart to fill in the Venn Diagram.

	Zoe	Sam	Lisa	Kim	Carl	Adam
Eye Color	Blue	Blue	Blue	Blue	Green	Blue
Pet	Cat	Dog	Cat	Cat	Cat	Dog

Blue Eyes

Cat





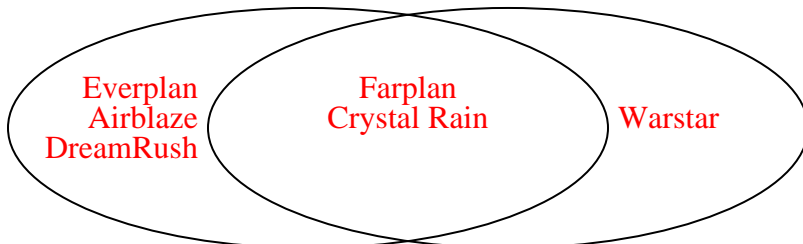
Solve each problem.

- 1) The table below shows the description of several video games. Use the chart to fill in the Venn Diagram.

	Crystal Rain	Warstar	Farplan	Airblaze	Everplan	DreamRush
Difficulty	Easy	Hard	Easy	Easy	Easy	Easy
Type	RPG	RPG	RPG	Action	Action	Action

Easy

RPG

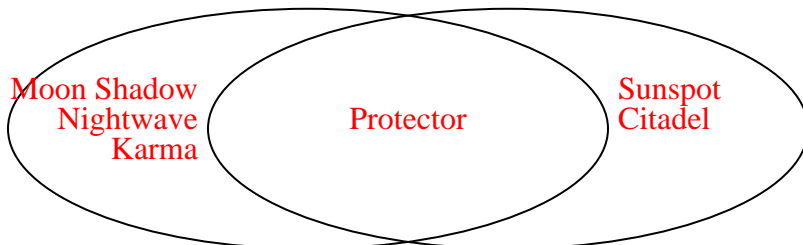


- 2) The table below shows the description of several super heroes. Use the chart to fill in the Venn Diagram.

	Nightwave	Moon Shadow	Citadel	Protector	Sunspot	Karma
Wears Mask	Yes	Yes	No	Yes	No	Yes
Has Sidekick	No	No	Yes	Yes	Yes	No

Wears Mask

Has Sidekick

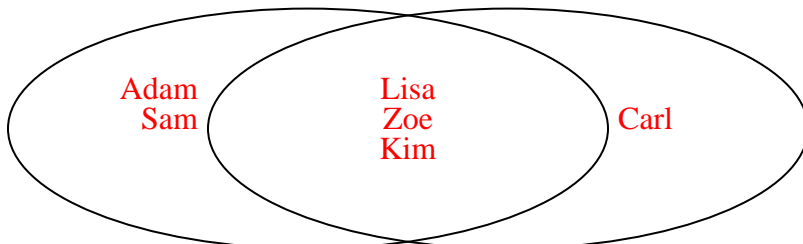


- 3) The table below shows the physical traits of different students. Use the chart to fill in the Venn Diagram.

	Zoe	Sam	Lisa	Kim	Carl	Adam
Eye Color	Blue	Blue	Blue	Blue	Green	Blue
Pet	Cat	Dog	Cat	Cat	Cat	Dog

Blue Eyes

Cat







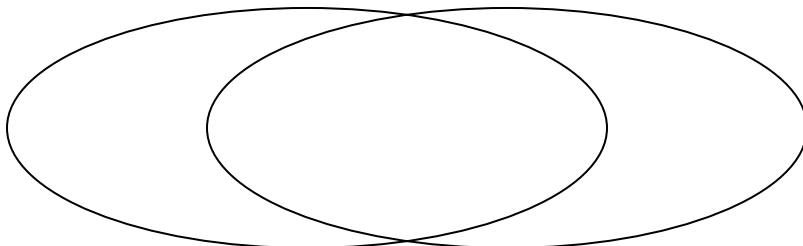
Solve each problem.

- 1) The table below shows the attributes of several types of candy. Use the chart to fill in the Venn Diagram.

	Googlies	Fidgies	Dubbles	Banonza	Ribbles	Yum-Yums
Package	Box	Bag	Box	Bag	Box	Box
Flavor	Sugar	Sugar	Sugar	Sugar	Sugar	Chocolate

**Box Package**

**Sugar**

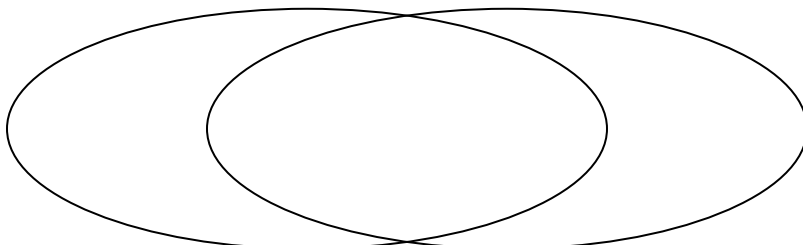


- 2) The table below shows the physical traits of several pets in a pet shelter. Use the chart to fill in the Venn Diagram.

	Sparkles	Coco	Bubbles	Emily	Alfus	Fluffy
Type	Cat	Cat	Dog	Dog	Dog	Dog
Breed	Pure	Pure	Pure	Mixed	Pure	Mixed

**Dog**

**Pure Breed**

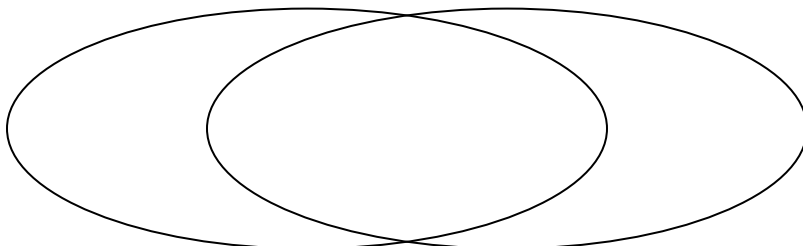


- 3) The table below shows the physical traits of different students. Use the chart to fill in the Venn Diagram.

	Faye	Ned	Adam	Pam	Helen	Gary
Pet	Dog	Cat	Dog	Cat	Cat	Cat
Eye Color	Blue	Blue	Blue	Green	Blue	Blue

**Cat**

**Blue Eyes**

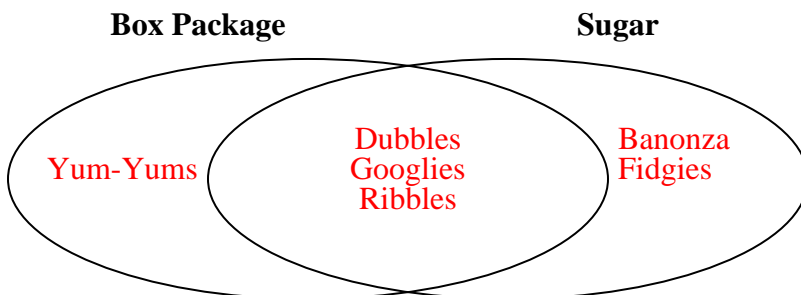




Solve each problem.

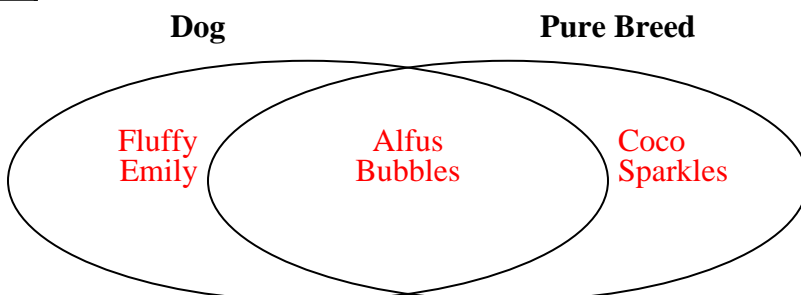
- 1) The table below shows the attributes of several types of candy. Use the chart to fill in the Venn Diagram.

	Googlies	Fidgies	Dubbles	Banonza	Ribbles	Yum-Yums
Package	Box	Bag	Box	Bag	Box	Box
Flavor	Sugar	Sugar	Sugar	Sugar	Sugar	Chocolate



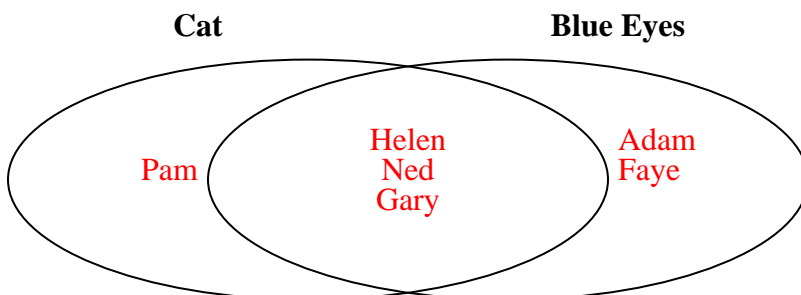
- 2) The table below shows the physical traits of several pets in a pet shelter. Use the chart to fill in the Venn Diagram.

	Sparkles	Coco	Bubbles	Emily	Alfus	Fluffy
Type	Cat	Cat	Dog	Dog	Dog	Dog
Breed	Pure	Pure	Pure	Mixed	Pure	Mixed



- 3) The table below shows the physical traits of different students. Use the chart to fill in the Venn Diagram.

	Faye	Ned	Adam	Pam	Helen	Gary
Pet	Dog	Cat	Dog	Cat	Cat	Cat
Eye Color	Blue	Blue	Blue	Green	Blue	Blue





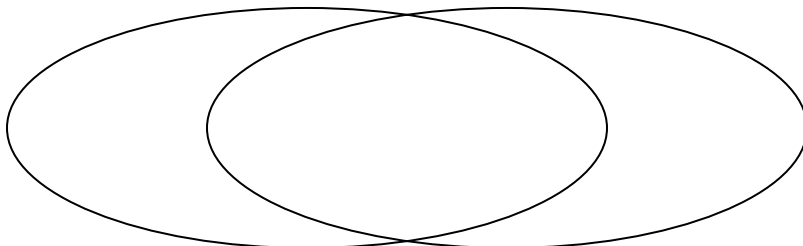
Solve each problem.

- 1) The table below shows the physical traits of different students. Use the chart to fill in the Venn Diagram.

	Kim	Wendy	Tom	Lisa	Jane	Vicky
Pet	Cat	Cat	Dog	Cat	Cat	Dog
Eye Color	Blue	Blue	Blue	Blue	Green	Blue

**Cat**

**Blue Eyes**

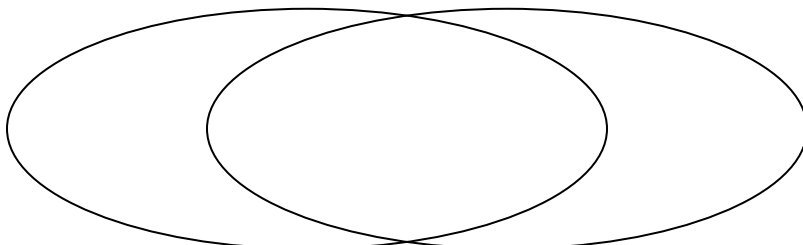


- 2) The table below shows the attributes of several types of candy. Use the chart to fill in the Venn Diagram.

	Googlies	Dubbles	Fidgies	Ribbles	Yum-Yums	Banonza
Package	Bag	Box	Box	Box	Box	Bag
Flavor	Sugar	Sugar	Sugar	Sugar	Chocolate	Sugar

**Box Package**

**Sugar**

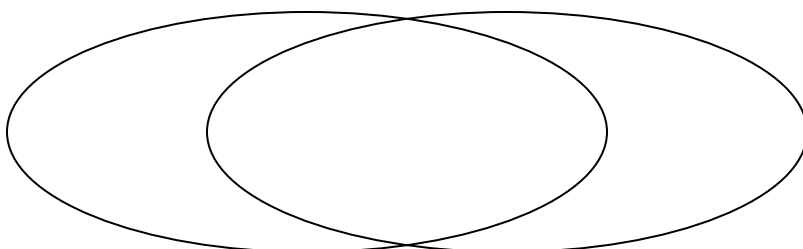


- 3) The table below shows the information on several pizza places. Use the chart to fill in the Venn Diagram.

	John's Pizza	Za Pizza	Luigi's Pizza	Oven Baked	Slice of Life	Pizza Bros
Type	Chain	Family Owned	Chain	Family Owned	Chain	Family Owned
Quality	Low	High	High	High	High	High

**Chain Store**

**High Quality**

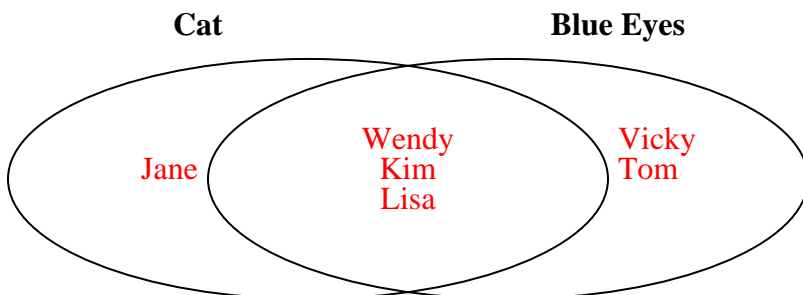




Solve each problem.

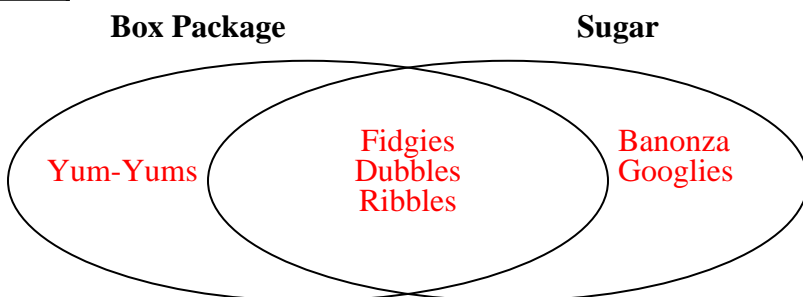
- 1) The table below shows the physical traits of different students. Use the chart to fill in the Venn Diagram.

	Kim	Wendy	Tom	Lisa	Jane	Vicky
Pet	Cat	Cat	Dog	Cat	Cat	Dog
Eye Color	Blue	Blue	Blue	Blue	Green	Blue



- 2) The table below shows the attributes of several types of candy. Use the chart to fill in the Venn Diagram.

	Googlies	Dubbles	Fidgies	Ribbles	Yum-Yums	Banonza
Package	Bag	Box	Box	Box	Box	Bag
Flavor	Sugar	Sugar	Sugar	Sugar	Chocolate	Sugar



- 3) The table below shows the information on several pizza places. Use the chart to fill in the Venn Diagram.

	John's Pizza	Za Pizza	Luigi's Pizza	Oven Baked	Slice of Life	Pizza Bros
Type	Chain	Family Owned	Chain	Family Owned	Chain	Family Owned
Quality	Low	High	High	High	High	High

