



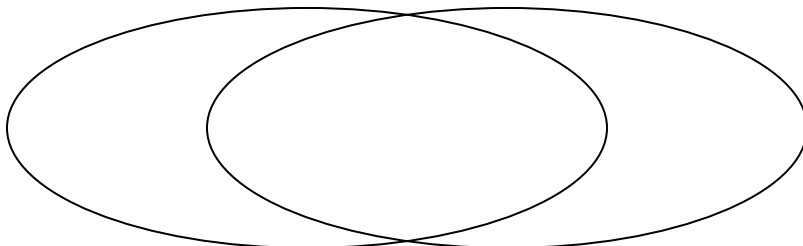
Solve each problem.

- 1) The table below shows the physical traits of different students. Use the chart to fill in the Venn Diagram.

| | Carl | Ben | Zoe | Helen | Mark | Ned |
|---------------|------|-------|-------|-------|-------|-------|
| Eye Color | Blue | Blue | Green | Blue | Green | Green |
| Dominant Hand | Left | Right | Left | Right | Left | Left |

Blue Eyes

Left Handed

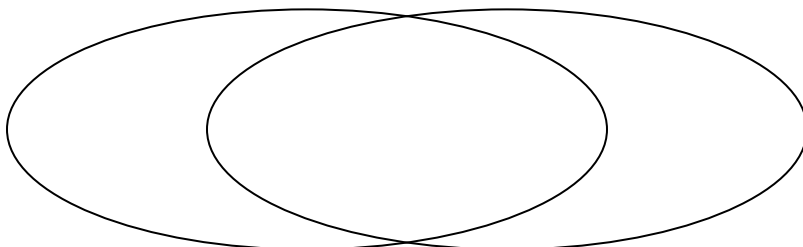


- 2) The table below shows the information on several pizza places. Use the chart to fill in the Venn Diagram.

| | Italy's Best | Oven Baked | John's Pizza | Luigi's Pizza | Pizza Bros | Za Pizza |
|---------|--------------|------------|--------------|---------------|------------|-----------|
| Price | Expensive | Cheap | Expensive | Cheap | Expensive | Expensive |
| Quality | High | High | Low | High | High | Low |

Expensive

High Quality

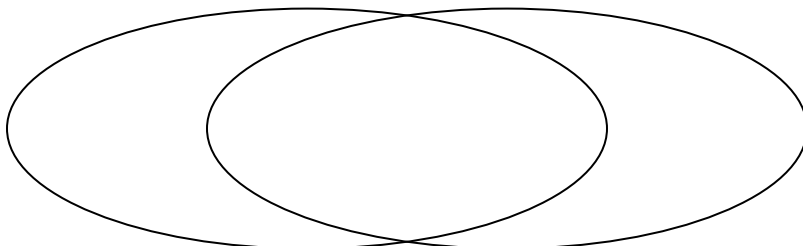


- 3) The table below shows the description of several video games. Use the chart to fill in the Venn Diagram.

| | DreamRush | Airblaze | Farplan | Crystal Rain | Warstar | Everplan |
|------------|-----------|-----------|---------|--------------|-----------|----------|
| Art Style | Realistic | Realistic | Fantasy | Fantasy | Realistic | Fantasy |
| Difficulty | Easy | Hard | Easy | Easy | Easy | Easy |

Realistic Art

Easy

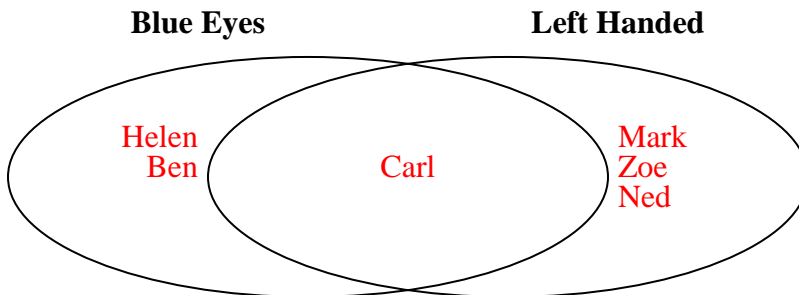




Solve each problem.

- 1) The table below shows the physical traits of different students. Use the chart to fill in the Venn Diagram.

| | Carl | Ben | Zoe | Helen | Mark | Ned |
|---------------|------|-------|-------|-------|-------|-------|
| Eye Color | Blue | Blue | Green | Blue | Green | Green |
| Dominant Hand | Left | Right | Left | Right | Left | Left |



- 2) The table below shows the information on several pizza places. Use the chart to fill in the Venn Diagram.

| | Italy's Best | Oven Baked | John's Pizza | Luigi's Pizza | Pizza Bros | Za Pizza |
|---------|--------------|------------|--------------|---------------|------------|-----------|
| Price | Expensive | Cheap | Expensive | Cheap | Expensive | Expensive |
| Quality | High | High | Low | High | High | Low |



- 3) The table below shows the description of several video games. Use the chart to fill in the Venn Diagram.

| | DreamRush | Airblaze | Farplan | Crystal Rain | Warstar | Everplan |
|------------|-----------|-----------|---------|--------------|-----------|----------|
| Art Style | Realistic | Realistic | Fantasy | Fantasy | Realistic | Fantasy |
| Difficulty | Easy | Hard | Easy | Easy | Easy | Easy |

