Rotating Around Axis

Name:

Rotate each shape. Answer with the new coordinates.

θ = Angle of Rotation

Rotation Formula

x1 = x×cos(θ) - y×sin(θ)

y1 = x×sin(θ) + y×cos(θ)

In the example to the right the shape is at coordinates (1,4). Lets find the coordinates if we rotated the shape 60°.

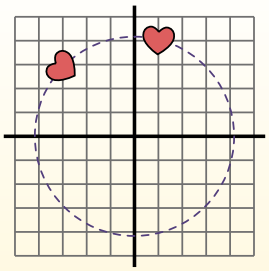

1. x1 = 1×cos(60) - 4×sin(60)
y1 = 1×sin(60) + 4×cos(60)

2. x1 = 1×0.5 - 4×0.87
y1 = 1×0.87 + 4×0.5

3. x1 = 0.5 - 3.48
y1 = 0.87 + 2

4. x1 = -2.98
y1 = 2.87

5. Looking at shape, we can see that rotated 60° it is at (-2.98 , 2.87).

1) Rotate the shape -135° around the point (0,0).

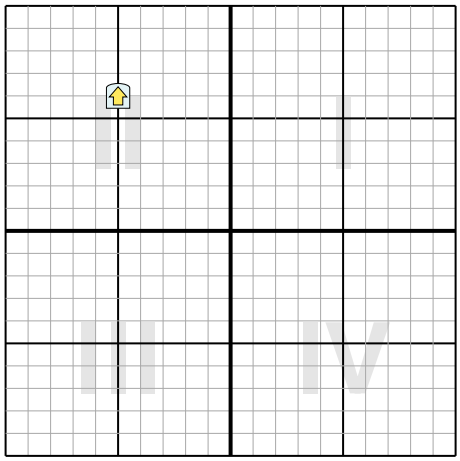

2) Rotate the shape 135° around the point (0,0).



3) Rotate the shape 188° around the point (0,0).

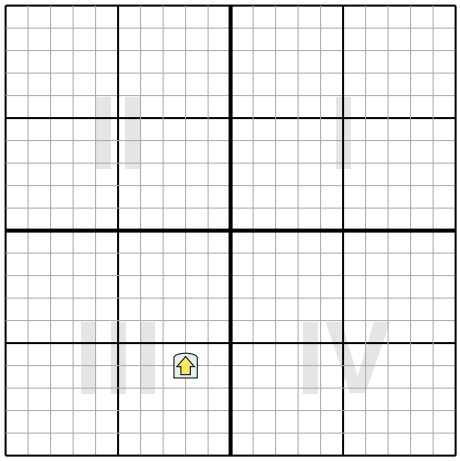

4) Rotate the shape -171° around the point (0,0).



Answers

1. _____

2. _____

3. _____

4. _____

Rotating Around Axis

Name: **Answer Key**

Rotate each shape. Answer with the new coordinates.

θ = Angle of Rotation

Rotation Formula

x1 = x×cos(θ) - y×sin(θ)

y1 = x×sin(θ) + y×cos(θ)

In the example to the right the shape is at coordinates (1,4). Lets find the coordinates if we rotated the shape 60°.

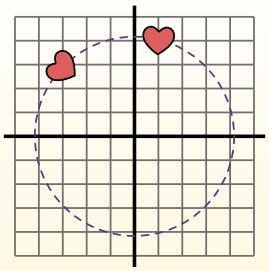

1. x1 = 1×cos(60) - 4×sin(60)
y1 = 1×sin(60) + 4×cos(60)

2. x1 = 1×0.5 - 4×0.87
y1 = 1×0.87 + 4×0.5

3. x1 = 0.5 - 3.48
y1 = 0.87 + 2

4. x1 = -2.98
y1 = 2.87

5. Looking at shape, we can see that rotated 60° it is at (-2.98 , 2.87).

1) Rotate the shape -135° around the point (0,0).

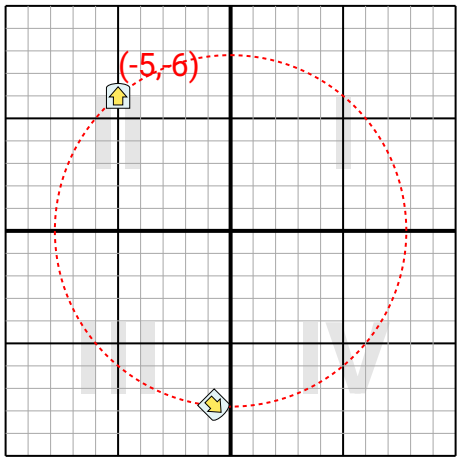

2) Rotate the shape 135° around the point (0,0).

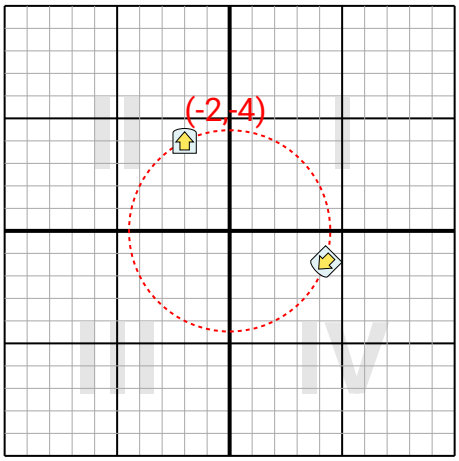

3) Rotate the shape 188° around the point (0,0).

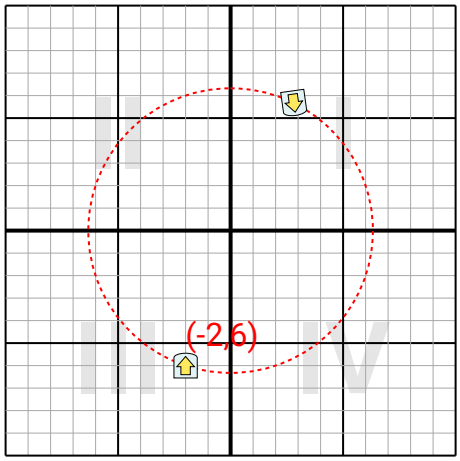

4) Rotate the shape -171° around the point (0,0).

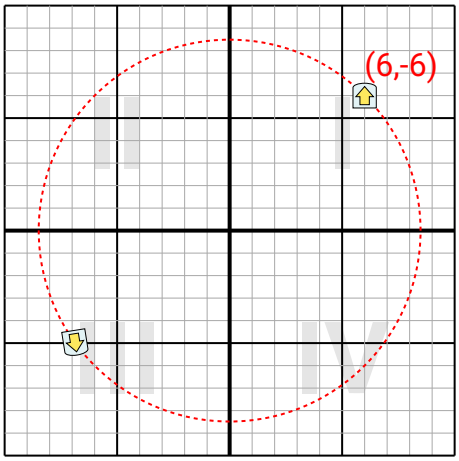

Answers

1. (-0.7,-7.8)
2. (4.2,-1.4)
3. (2.8,5.7)
4. (-6.9,-5)