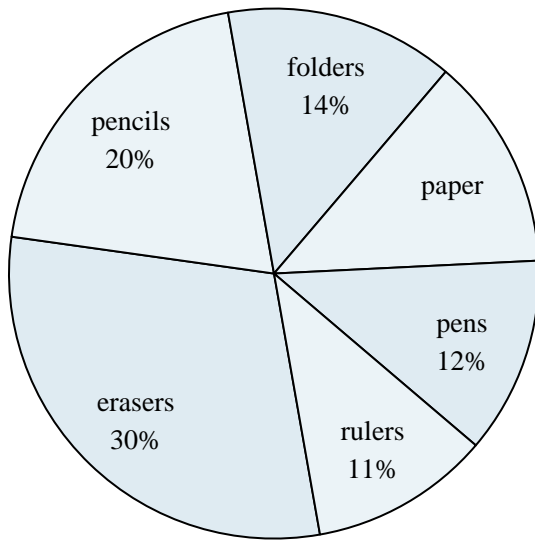
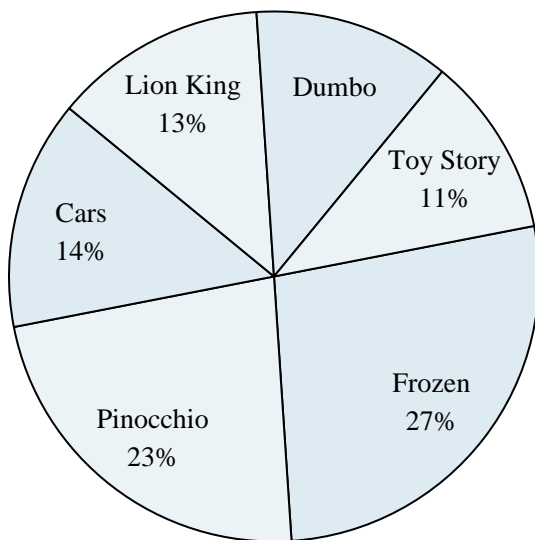




Use the graph to solve.

School Store Sales

- 1) What is the combined amount of folders and paper sold?
- 2) What percent of the sales were erasers?
- 3) Which product sold the worst?
- 4) Which two products accounted for about half the sales?
- 5) Which product sold the best?

Favorite Disney Movie

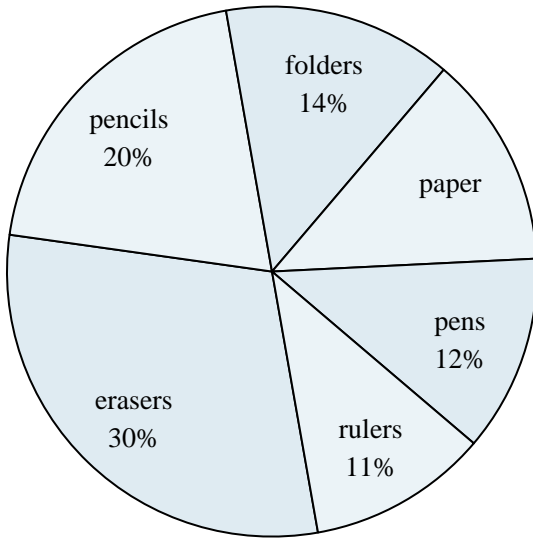
- 6) Which movie was the most popular?
- 7) What percent of people said Frozen was their favorite?
- 8) What percent of people said either Cars or Dumbo was their favorite?
- 9) Which two movies did about half the people say was their favorite?
- 10) Which movie was the least popular?

Answers

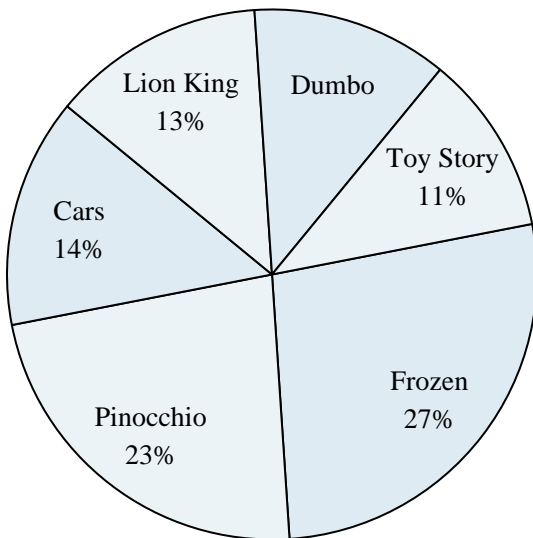
1. _____
2. _____
3. _____
4. _____
5. _____
6. _____
7. _____
8. _____
9. _____
10. _____



Use the graph to solve.

School Store Sales

- 1) What is the combined amount of folders and paper sold?
- 2) What percent of the sales were erasers?
- 3) Which product sold the worst?
- 4) Which two products accounted for about half the sales?
- 5) Which product sold the best?

Favorite Disney Movie

- 6) Which movie was the most popular?
- 7) What percent of people said Frozen was their favorite?
- 8) What percent of people said either Cars or Dumbo was their favorite?
- 9) Which two movies did about half the people say was their favorite?
- 10) Which movie was the least popular?

Answers

1. **27%**
2. **30%**
3. **rulers**
4. **erasers & pencils**
5. **erasers**
6. **Frozen**
7. **27%**
8. **26%**
9. **Frozen & Pinocchio**
10. **Toy Story**