



Measure each of the bars (in centimeters) and then generate a line plot based on the information.

Answers



1. _____



2. _____



3. _____



4. _____



5. _____



6. _____



7. _____



8. _____



9. _____



10. _____



11. _____



12. _____



13. _____



14. _____













15. _____

Line Plot



Measure each of the bars (in centimeters) and then generate a line plot based on the information.

- 1)  9
- 2)  2
- 3)  9
- 4)  6
- 5)  5
- 6)  2
- 7)  2
- 8)  5
- 9)  2
- 10)  9
- 11)  5
- 12)  6
- 13)  2
- 14)  6
- 15)  2

- Answers
- 1. 9
 - 2. 2
 - 3. 9
 - 4. 6
 - 5. 5
 - 6. 2
 - 7. 2
 - 8. 5
 - 9. 2
 - 10. 9
 - 11. 5
 - 12. 6
 - 13. 2
 - 14. 6
 - 15. 2

Line Plot

