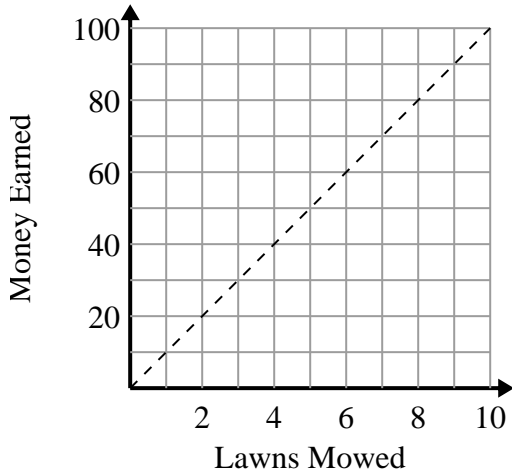




Determine which statements about the graph are true.

Answers

1)



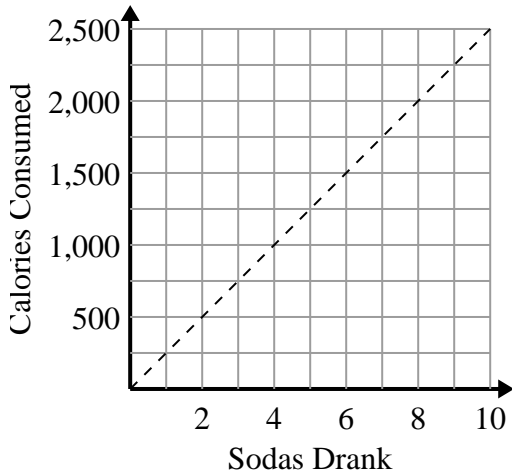
- A. The point (3 , 30) shows that you would earn \$30 for mowing 3 lawns.
- B. The point (90 , 9) shows that you would earn \$90 for mowing 9 lawns.
- C. The point (1 , 10) shows that mowing 1 lawn will earn you \$10.
- D. The point (10 , 1) shows that mowing 1 lawn will earn you \$10.

1. _____

2. _____

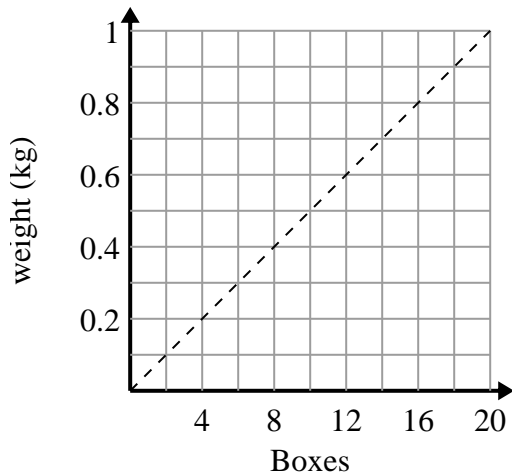
3. _____

2)



- A. The point (2 , 500) shows that drinking 2 sodas will mean you consumed 500 calories.
- B. The point (1 , 250) shows that drinking 1 soda will mean you consumed 250 calories.
- C. The point (1000 , 4) shows that drinking 4 sodas will mean you consumed 1000 calories.
- D. The point (4 , 1000) shows that to consume 1000 calories you'd have to drink 4 sodas.

3)



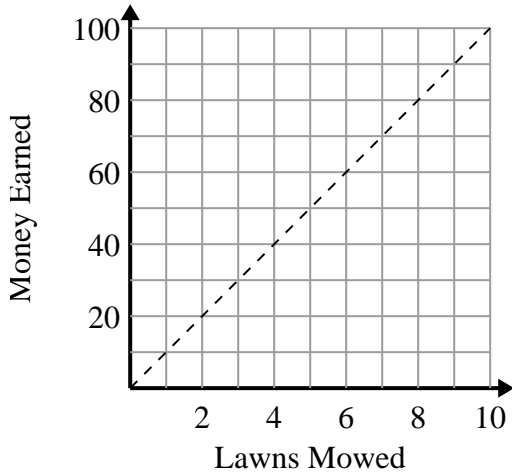
- A. The point (4 , 0.2) shows that 0.2 kilograms is the weight of 4 boxes.
- B. The point (12 , 0.6) shows that 12 boxes weigh 0.6 kilograms.
- C. The point (0.5 , 10) shows that 0.5 kilograms is the weight of 10 boxes.
- D. The point (16 , 0.8) shows that 16 boxes weigh 0.8 kilograms.



Determine which statements about the graph are true.

Answers

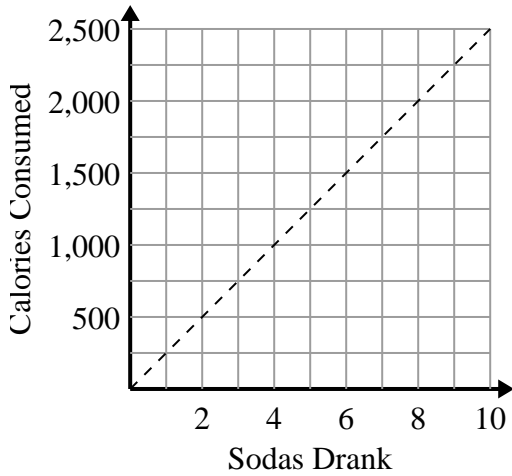
1)



- A. The point (3 , 30) shows that you would earn \$30 for mowing 3 lawns.
- B. The point (90 , 9) shows that you would earn \$90 for mowing 9 lawns.
- C. The point (1 , 10) shows that mowing 1 lawn will earn you \$10.
- D. The point (10 , 1) shows that mowing 1 lawn will earn you \$10.

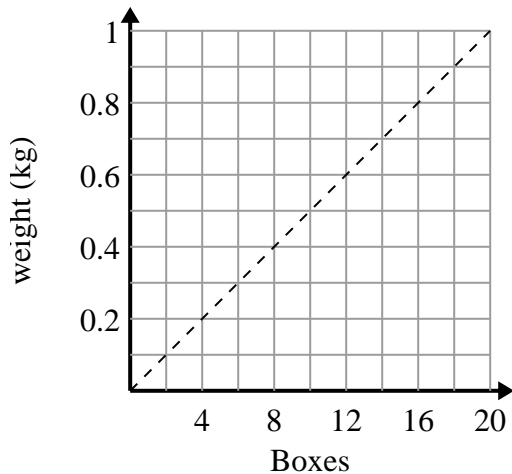
1. **A,C**2. **A,B,D**3. **A,B,D**

2)



- A. The point (2 , 500) shows that drinking 2 sodas will mean you consumed 500 calories.
- B. The point (1 , 250) shows that drinking 1 soda will mean you consumed 250 calories.
- C. The point (1000 , 4) shows that drinking 4 sodas will mean you consumed 1000 calories.
- D. The point (4 , 1000) shows that to consume 1000 calories you'd have to drink 4 sodas.

3)



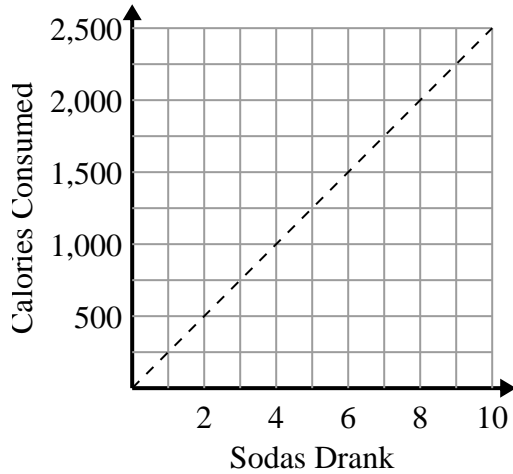
- A. The point (4 , 0.2) shows that 0.2 kilograms is the weight of 4 boxes.
- B. The point (12 , 0.6) shows that 12 boxes weigh 0.6 kilograms.
- C. The point (0.5 , 10) shows that 0.5 kilograms is the weight of 10 boxes.
- D. The point (16 , 0.8) shows that 16 boxes weigh 0.8 kilograms.



Determine which statements about the graph are true.

Answers

1)



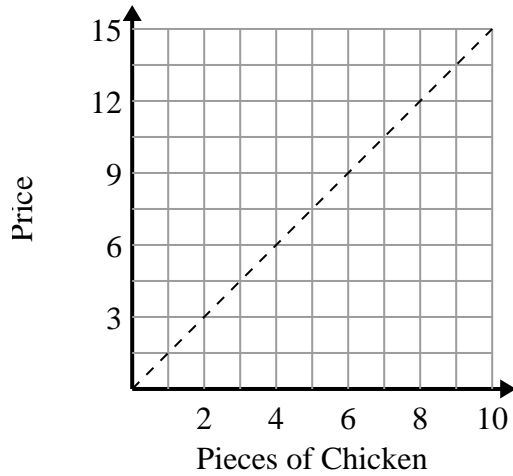
- A. The point (2 , 500) shows that drinking 2 sodas will mean you consumed 500 calories.
- B. The point (1 , 250) shows that to consume 250 calories you'd have to drink 1 soda.
- C. The point (250 , 1) shows that drinking 1 soda will mean you consumed 250 calories.
- D. The point (1000 , 4) shows that drinking 4 sodas will mean you consumed 1000 calories.

1. _____

2. _____

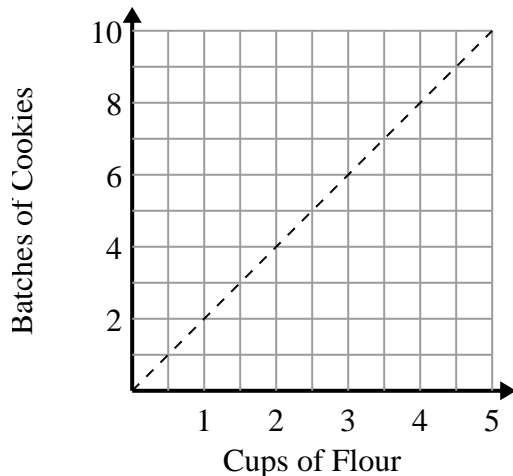
3. _____

2)



- A. The point (1 , 1.5) shows that with \$1.5 you can buy 1 piece of chicken.
- B. The point (5 , 7.5) shows that 5 pieces of chicken will cost \$7.5.
- C. The point (9 , 6) shows that 6 pieces of chicken will cost \$9.
- D. The point (4 , 6) shows that 4 pieces of chicken will cost \$6.

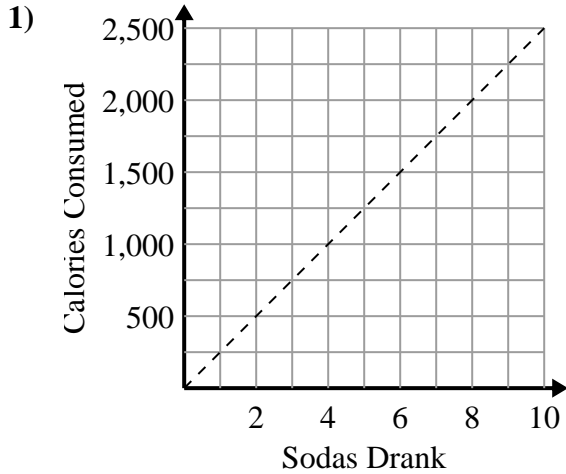
3)



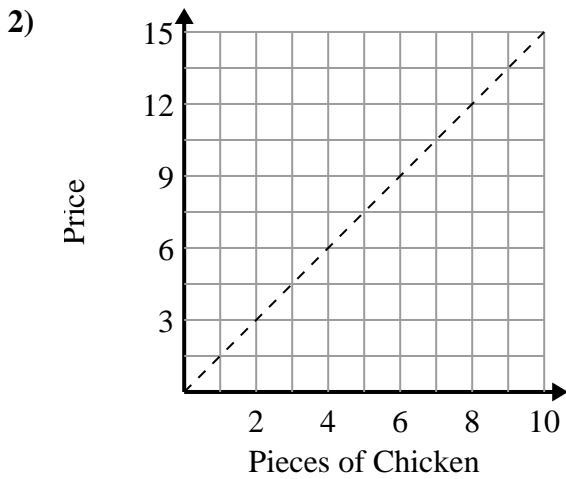
- A. The point (4 , 2) shows that 2 cups of flour will make 4 batches of cookies.
- B. The point (6 , 3) shows that 3 cups of flour will make 6 batches of cookies.
- C. The point (4 , 8) shows that 4 cups of flour will make 8 batches of cookies.
- D. The point (9 , 4.5) shows that 9 batches of cookies require 4.5 cups of flour.



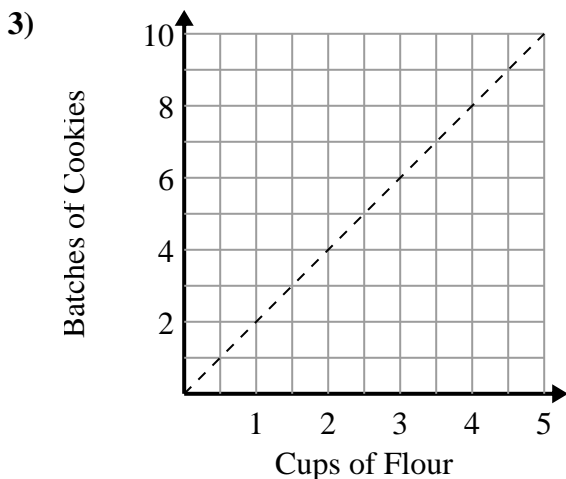
Determine which statements about the graph are true.

Answers

- A. The point (2 , 500) shows that drinking 2 sodas will mean you consumed 500 calories.
- B. The point (1 , 250) shows that to consume 250 calories you'd have to drink 1 soda.
- C. The point (250 , 1) shows that drinking 1 soda will mean you consumed 250 calories.
- D. The point (1000 , 4) shows that drinking 4 sodas will mean you consumed 1000 calories.

1. **A,B**2. **A,B,D**3. **C**

- A. The point (1 , 1.5) shows that with \$1.5 you can buy 1 piece of chicken.
- B. The point (5 , 7.5) shows that 5 pieces of chicken will cost \$7.5.
- C. The point (9 , 6) shows that 6 pieces of chicken will cost \$9.
- D. The point (4 , 6) shows that 4 pieces of chicken will cost \$6.



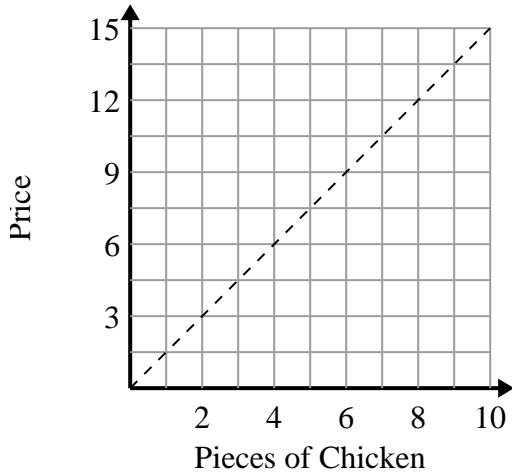
- A. The point (4 , 2) shows that 2 cups of flour will make 4 batches of cookies.
- B. The point (6 , 3) shows that 3 cups of flour will make 6 batches of cookies.
- C. The point (4 , 8) shows that 4 cups of flour will make 8 batches of cookies.
- D. The point (9 , 4.5) shows that 9 batches of cookies require 4.5 cups of flour.



Determine which statements about the graph are true.

Answers

1)



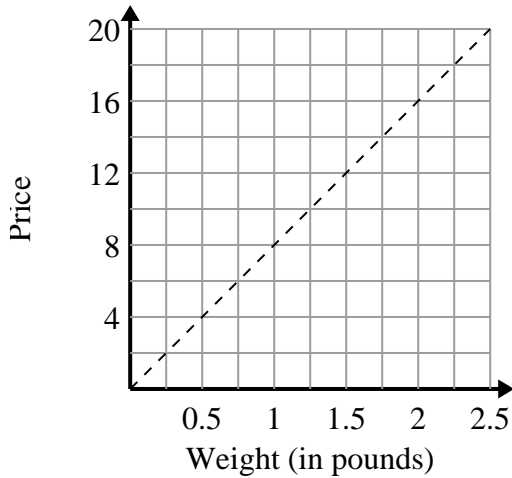
- A. The point (3 , 4.5) shows that with \$4.5 you can buy 3 pieces of chicken.
- B. The point (8 , 12) shows that with \$12 you can buy 8 pieces of chicken.
- C. The point (9 , 13.5) shows that 9 pieces of chicken will cost \$13.5.
- D. The point (10.5 , 7) shows that with \$10.5 you can buy 7 pieces of chicken.

1. _____

2. _____

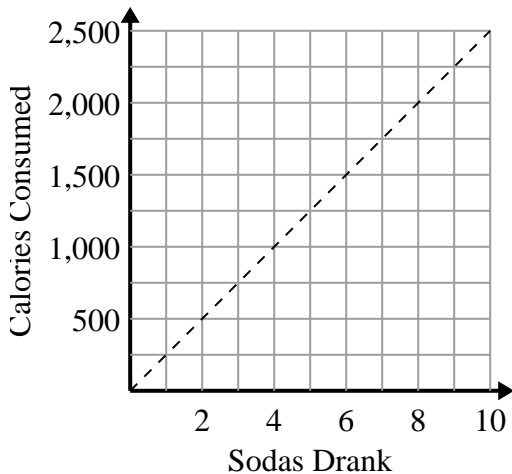
3. _____

2)



- A. The point (10 , 1.25) shows that 1.25 pounds will cost \$10.
- B. The point (1 , 8) shows that 1 pounds will cost \$8.
- C. The point (2 , 16) shows that it would cost \$16 for 2 pounds.
- D. The point (14 , 1.75) shows that 1.75 pounds will cost \$14.

3)



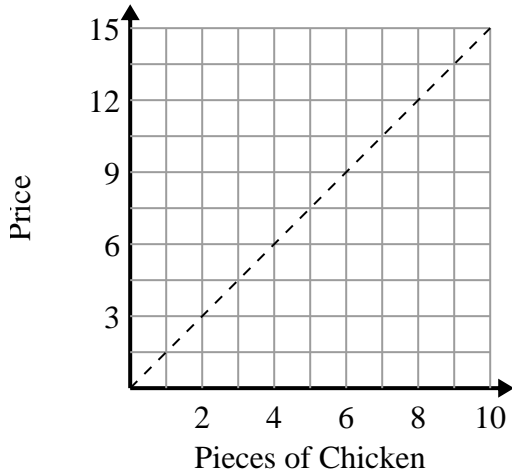
- A. The point (1250 , 5) shows that to consume 1250 calories you'd have to drink 5 sodas.
- B. The point (3 , 750) shows that to consume 750 calories you'd have to drink 3 sodas.
- C. The point (500 , 2) shows that to consume 500 calories you'd have to drink 2 sodas.
- D. The point (5 , 1250) shows that to consume 1250 calories you'd have to drink 5 sodas.



Determine which statements about the graph are true.

Answers

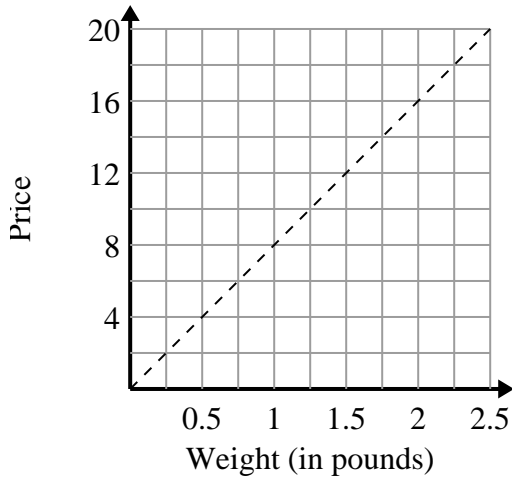
1)



- A. The point (3 , 4.5) shows that with \$4.5 you can buy 3 pieces of chicken.
- B. The point (8 , 12) shows that with \$12 you can buy 8 pieces of chicken.
- C. The point (9 , 13.5) shows that 9 pieces of chicken will cost \$13.5.
- D. The point (10.5 , 7) shows that with \$10.5 you can buy 7 pieces of chicken.

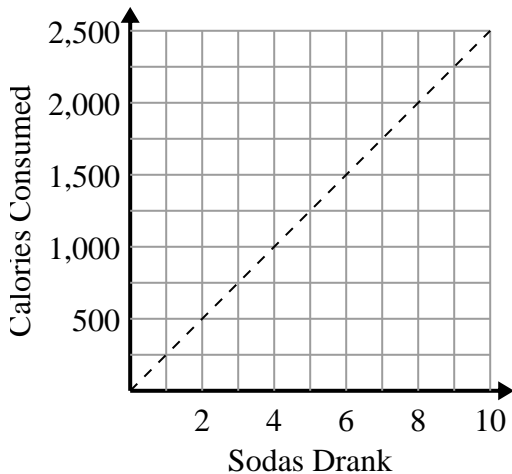
1. **A,B,C**2. **B,C**3. **B,D**

2)



- A. The point (10 , 1.25) shows that 1.25 pounds will cost \$10.
- B. The point (1 , 8) shows that 1 pounds will cost \$8.
- C. The point (2 , 16) shows that it would cost \$16 for 2 pounds.
- D. The point (14 , 1.75) shows that 1.75 pounds will cost \$14.

3)



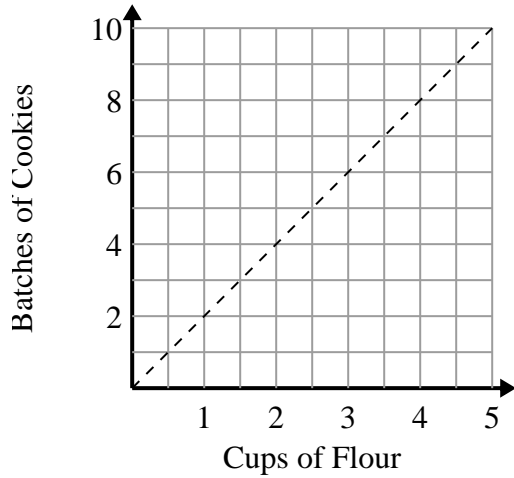
- A. The point (1250 , 5) shows that to consume 1250 calories you'd have to drink 5 sodas.
- B. The point (3 , 750) shows that to consume 750 calories you'd have to drink 3 sodas.
- C. The point (500 , 2) shows that to consume 500 calories you'd have to drink 2 sodas.
- D. The point (5 , 1250) shows that to consume 1250 calories you'd have to drink 5 sodas.



Determine which statements about the graph are true.

Answers

1)



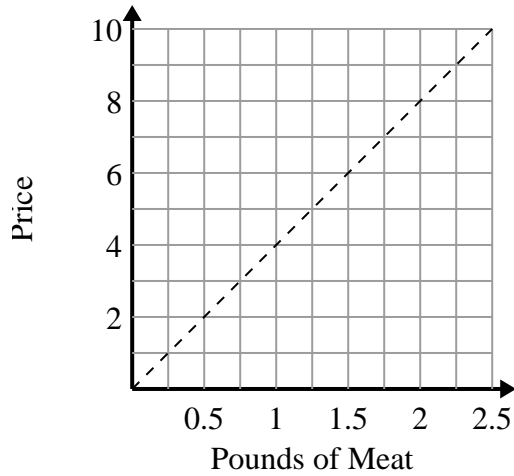
- A. The point (8 , 4) shows that 8 batches of cookies require 4 cups of flour.
- B. The point (3 , 1.5) shows that 1.5 cups of flour will make 3 batches of cookies.
- C. The point (1 , 2) shows that 2 batches of cookies require 1 cups of flour.
- D. The point (1 , 0.5) shows that 0.5 cup of flour will make 1 batch of cookies.

1. _____

2. _____

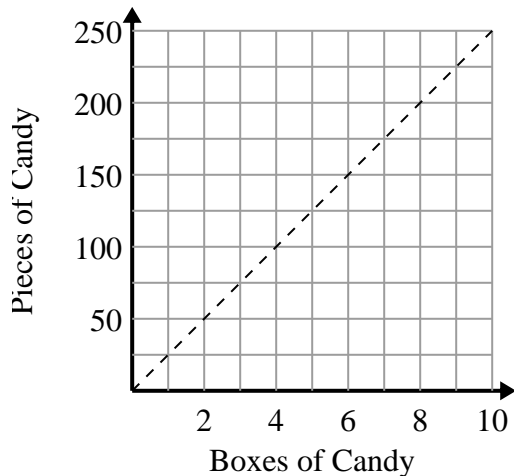
3. _____

2)



- A. The point (2 , 0.5) shows that \$2 will buy you 0.5 pounds of meat.
- B. The point (1.75 , 7) shows that buying 1.75 pounds of meat will cost \$7.
- C. The point (0.75 , 3) shows that \$3 will buy you 0.75 pounds of meat.
- D. The point (6 , 1.5) shows that \$6 will buy you 1.5 pounds of meat.

3)



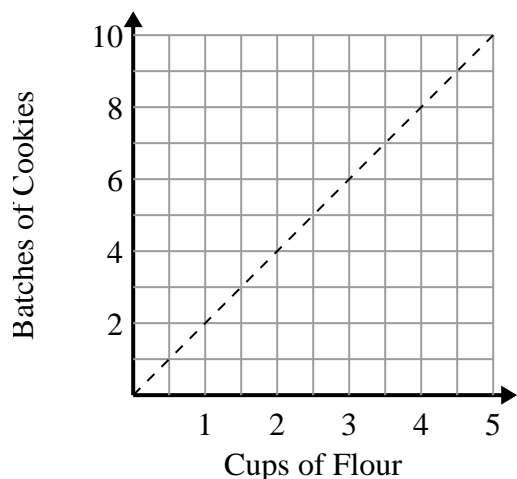
- A. The point (200 , 8) shows that you get 200 pieces of candy in 8 boxes.
- B. The point (50 , 2) shows that 2 boxes of candy contain 50 pieces of candy.
- C. The point (1 , 25) shows that you get 25 pieces of candy in 1 box.
- D. The point (7 , 175) shows that you get 175 pieces of candy in 7 boxes.



Determine which statements about the graph are true.

Answers

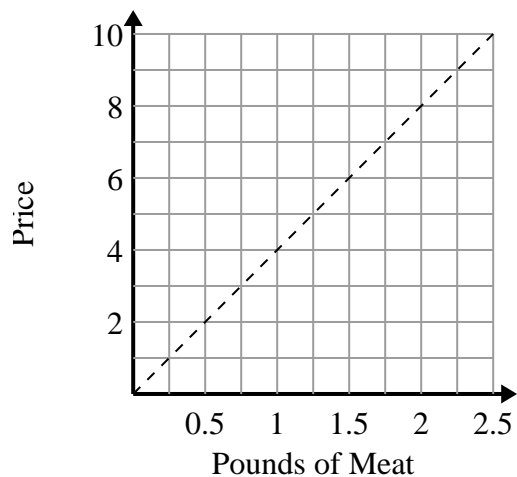
1)



- A. The point (8 , 4) shows that 8 batches of cookies require 4 cups of flour.
- B. The point (3 , 1.5) shows that 1.5 cups of flour will make 3 batches of cookies.
- C. The point (1 , 2) shows that 2 batches of cookies require 1 cups of flour.
- D. The point (1 , 0.5) shows that 0.5 cup of flour will make 1 batch of cookies.

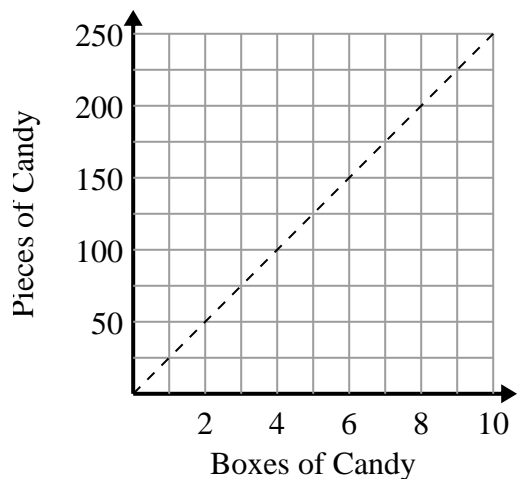
1. **C** 2. **B,C** 3. **C,D**

2)



- A. The point (2 , 0.5) shows that \$2 will buy you 0.5 pounds of meat.
- B. The point (1.75 , 7) shows that buying 1.75 pounds of meat will cost \$7.
- C. The point (0.75 , 3) shows that \$3 will buy you 0.75 pounds of meat.
- D. The point (6 , 1.5) shows that \$6 will buy you 1.5 pounds of meat.

3)



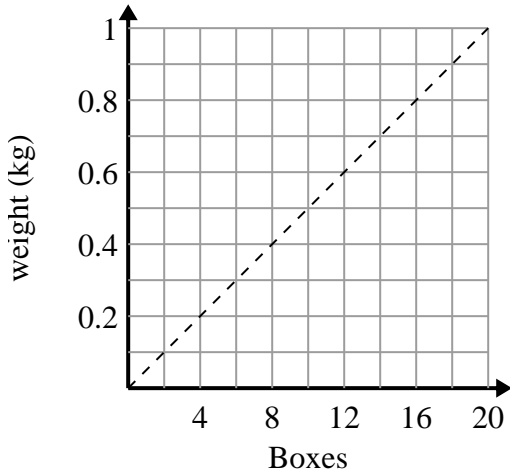
- A. The point (200 , 8) shows that you get 200 pieces of candy in 8 boxes.
- B. The point (50 , 2) shows that 2 boxes of candy contain 50 pieces of candy.
- C. The point (1 , 25) shows that you get 25 pieces of candy in 1 box.
- D. The point (7 , 175) shows that you get 175 pieces of candy in 7 boxes.



Determine which statements about the graph are true.

Answers

1)



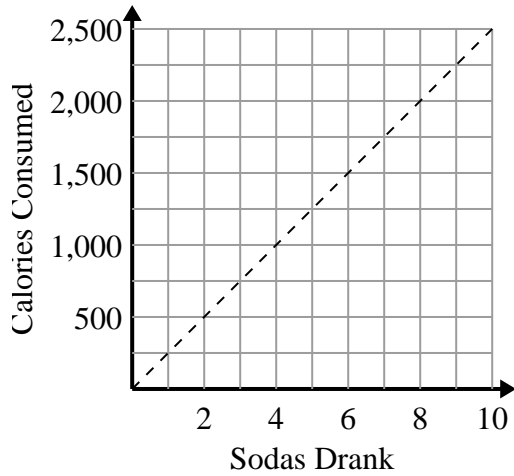
- A. The point (0.4 , 8) shows that 8 boxes weigh 0.4 kilograms.
- B. The point (0.6 , 12) shows that 0.6 kilograms is the weight of 12 boxes.
- C. The point (10 , 0.5) shows that 0.5 kilograms is the weight of 10 boxes.
- D. The point (6 , 0.3) shows that 0.3 kilograms is the weight of 6 boxes.

1. _____

2. _____

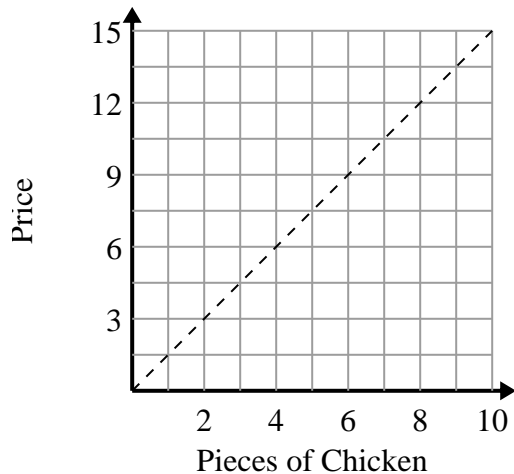
3. _____

2)



- A. The point (2 , 500) shows that drinking 2 sodas will mean you consumed 500 calories.
- B. The point (8 , 2000) shows that to consume 2000 calories you'd have to drink 8 sodas.
- C. The point (750 , 3) shows that to consume 750 calories you'd have to drink 3 sodas.
- D. The point (500 , 2) shows that drinking 2 sodas will mean you consumed 500 calories.

3)

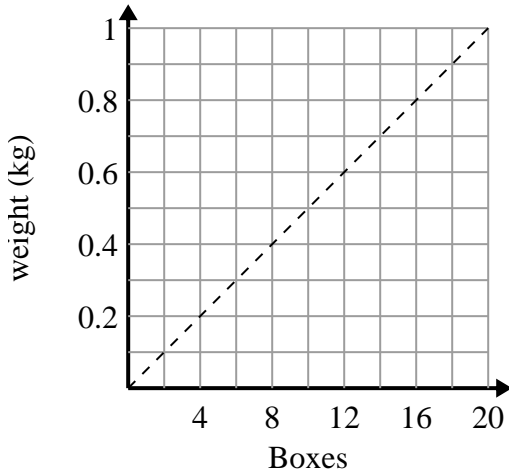


- A. The point (12 , 8) shows that 8 pieces of chicken will cost \$12.
- B. The point (4.5 , 3) shows that 3 pieces of chicken will cost \$4.5.
- C. The point (7 , 10.5) shows that 7 pieces of chicken will cost \$10.5.
- D. The point (1 , 1.5) shows that 1 piece of chicken will cost \$1.5.



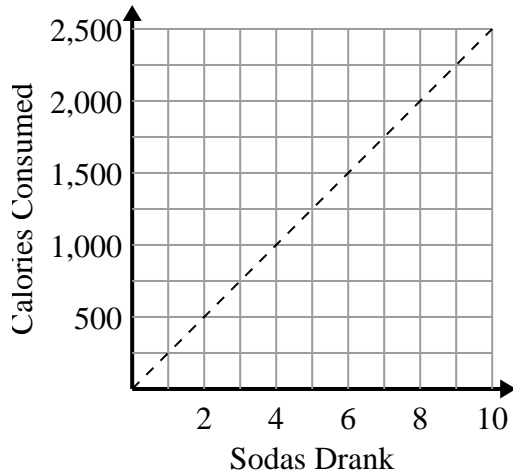
Determine which statements about the graph are true.

1)



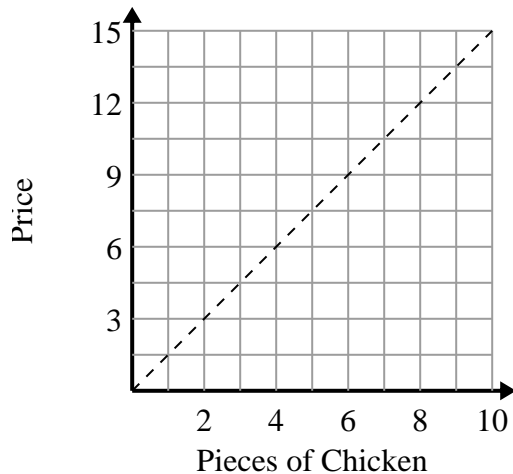
- A. The point (0.4 , 8) shows that 8 boxes weigh 0.4 kilograms.
- B. The point (0.6 , 12) shows that 0.6 kilograms is the weight of 12 boxes.
- C. The point (10 , 0.5) shows that 0.5 kilograms is the weight of 10 boxes.
- D. The point (6 , 0.3) shows that 0.3 kilograms is the weight of 6 boxes.

2)



- A. The point (2 , 500) shows that drinking 2 sodas will mean you consumed 500 calories.
- B. The point (8 , 2000) shows that to consume 2000 calories you'd have to drink 8 sodas.
- C. The point (750 , 3) shows that to consume 750 calories you'd have to drink 3 sodas.
- D. The point (500 , 2) shows that drinking 2 sodas will mean you consumed 500 calories.

3)



- A. The point (12 , 8) shows that 8 pieces of chicken will cost \$12.
- B. The point (4.5 , 3) shows that 3 pieces of chicken will cost \$4.5.
- C. The point (7 , 10.5) shows that 7 pieces of chicken will cost \$10.5.
- D. The point (1 , 1.5) shows that 1 piece of chicken will cost \$1.5.

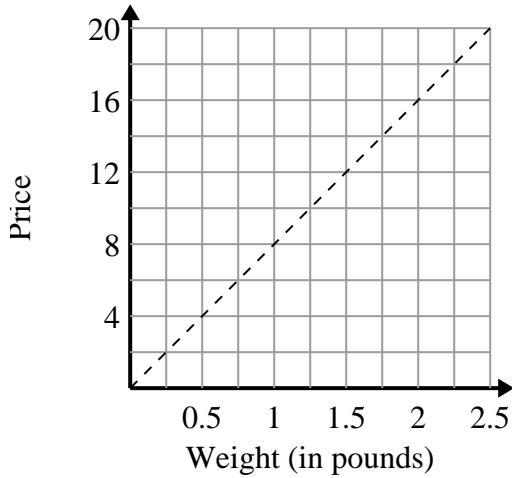
Answers1. C,D2. A,B3. C,D



Determine which statements about the graph are true.

Answers

1)



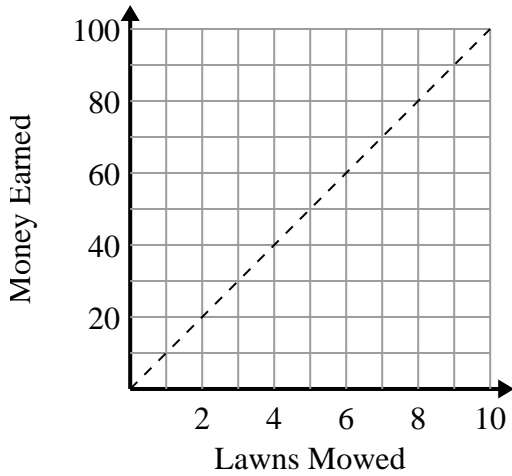
- A. The point (0.5 , 4) shows that 0.5 pounds will cost \$4.
- B. The point (6 , 0.75) shows that it would cost \$6 for 0.75 pounds.
- C. The point (1 , 8) shows that 1 pounds will cost \$8.
- D. The point (4 , 0.5) shows that it would cost \$4 for 0.5 pounds.

1. _____

2. _____

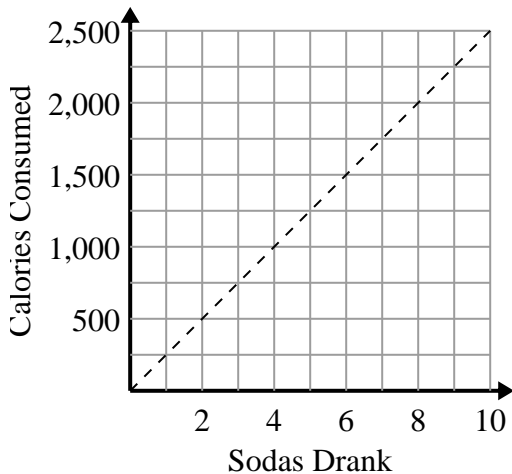
3. _____

2)



- A. The point (5 , 50) shows that you would earn \$50 for mowing 5 lawns.
- B. The point (50 , 5) shows that mowing 5 lawns will earn you \$50.
- C. The point (10 , 1) shows that you would earn \$10 for mowing 1 lawn.
- D. The point (4 , 40) shows that mowing 4 lawns will earn you \$40.

3)

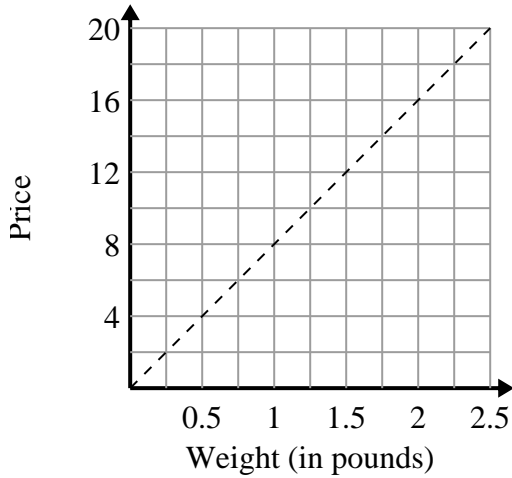


- A. The point (1250 , 5) shows that to consume 1250 calories you'd have to drink 5 sodas.
- B. The point (5 , 1250) shows that drinking 5 sodas will mean you consumed 1250 calories.
- C. The point (1000 , 4) shows that drinking 4 sodas will mean you consumed 1000 calories.
- D. The point (3 , 750) shows that to consume 750 calories you'd have to drink 3 sodas.



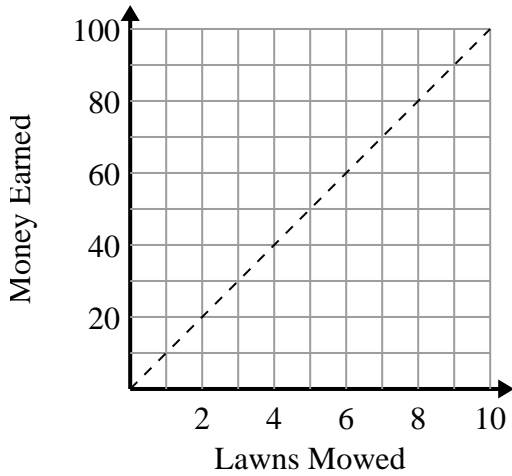
Determine which statements about the graph are true.

1)



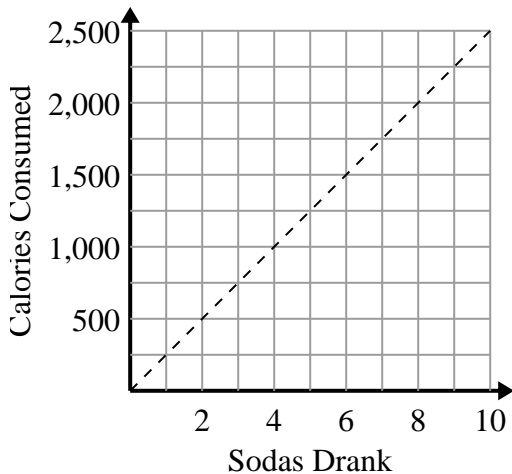
- A. The point (0.5 , 4) shows that 0.5 pounds will cost \$4.
- B. The point (6 , 0.75) shows that it would cost \$6 for 0.75 pounds.
- C. The point (1 , 8) shows that 1 pounds will cost \$8.
- D. The point (4 , 0.5) shows that it would cost \$4 for 0.5 pounds.

2)



- A. The point (5 , 50) shows that you would earn \$50 for mowing 5 lawns.
- B. The point (50 , 5) shows that mowing 5 lawns will earn you \$50.
- C. The point (10 , 1) shows that you would earn \$10 for mowing 1 lawn.
- D. The point (4 , 40) shows that mowing 4 lawns will earn you \$40.

3)



- A. The point (1250 , 5) shows that to consume 1250 calories you'd have to drink 5 sodas.
- B. The point (5 , 1250) shows that drinking 5 sodas will mean you consumed 1250 calories.
- C. The point (1000 , 4) shows that drinking 4 sodas will mean you consumed 1000 calories.
- D. The point (3 , 750) shows that to consume 750 calories you'd have to drink 3 sodas.

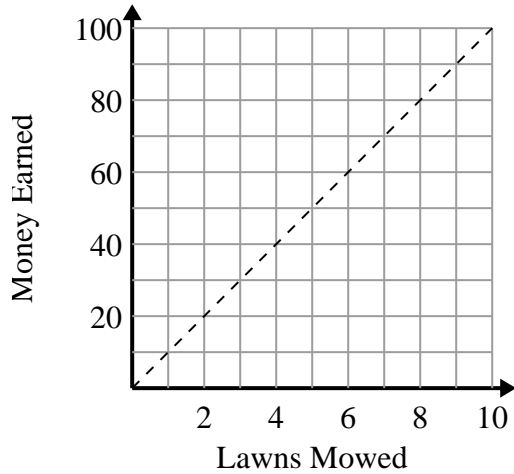
Answers1. A,C2. A,D3. B,D



Determine which statements about the graph are true.

Answers

1)



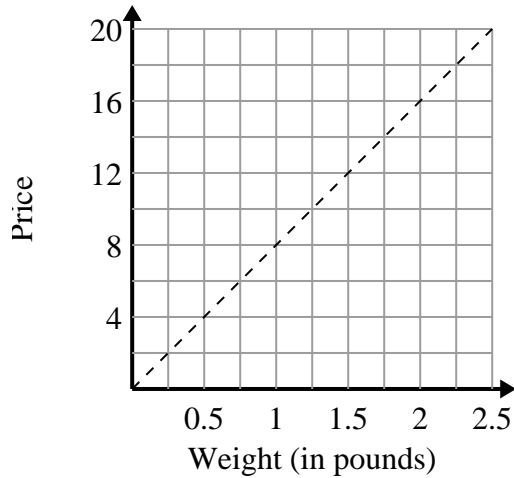
- A. The point (90 , 9) shows that mowing 9 lawns will earn you \$90.
- B. The point (10 , 1) shows that you would earn \$10 for mowing 1 lawn.
- C. The point (8 , 80) shows that mowing 8 lawns will earn you \$80.
- D. The point (1 , 10) shows that mowing 1 lawn will earn you \$10.

1. _____

2. _____

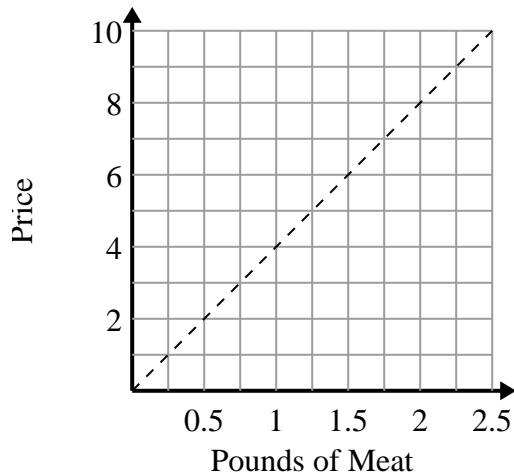
3. _____

2)



- A. The point (1.75 , 14) shows that it would cost \$14 for 1.75 pounds.
- B. The point (2 , 16) shows that 2 pounds will cost \$16.
- C. The point (4 , 0.5) shows that 0.5 pounds will cost \$4.
- D. The point (6 , 0.75) shows that it would cost \$6 for 0.75 pounds.

3)



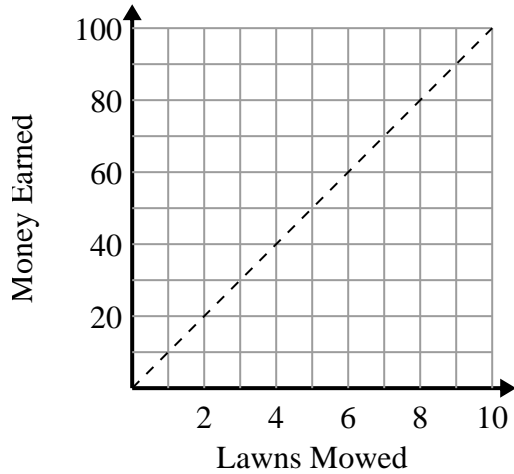
- A. The point (8 , 2) shows that \$8 will buy you 2 pounds of meat.
- B. The point (4 , 1) shows that buying 1 pounds of meat will cost \$4.
- C. The point (3 , 0.75) shows that buying 0.75 pounds of meat will cost \$3.
- D. The point (0.75 , 3) shows that \$3 will buy you 0.75 pounds of meat.



Determine which statements about the graph are true.

Answers

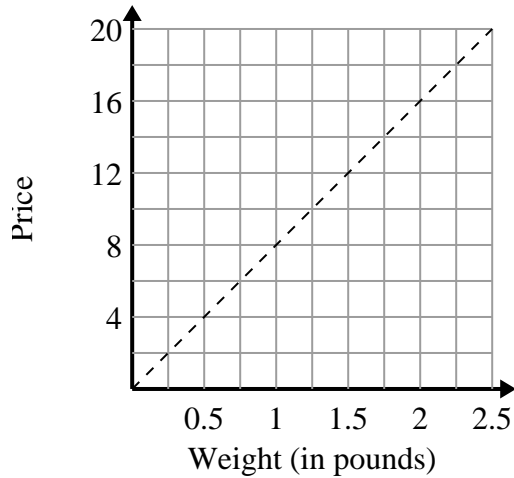
1)



- A. The point (90 , 9) shows that mowing 9 lawns will earn you \$90.
- B. The point (10 , 1) shows that you would earn \$10 for mowing 1 lawn.
- C. The point (8 , 80) shows that mowing 8 lawns will earn you \$80.
- D. The point (1 , 10) shows that mowing 1 lawn will earn you \$10.

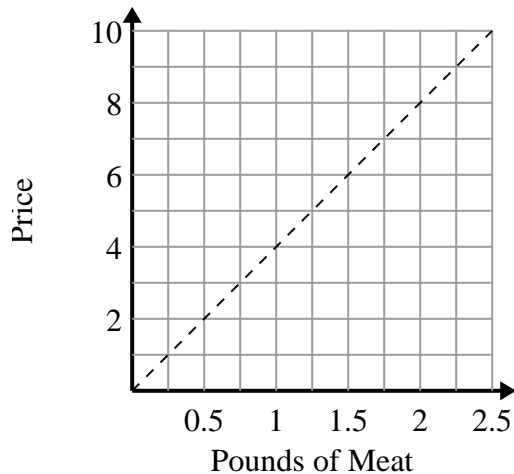
1. **C,D**2. **A,B**3. **D**

2)



- A. The point (1.75 , 14) shows that it would cost \$14 for 1.75 pounds.
- B. The point (2 , 16) shows that 2 pounds will cost \$16.
- C. The point (4 , 0.5) shows that 0.5 pounds will cost \$4.
- D. The point (6 , 0.75) shows that it would cost \$6 for 0.75 pounds.

3)



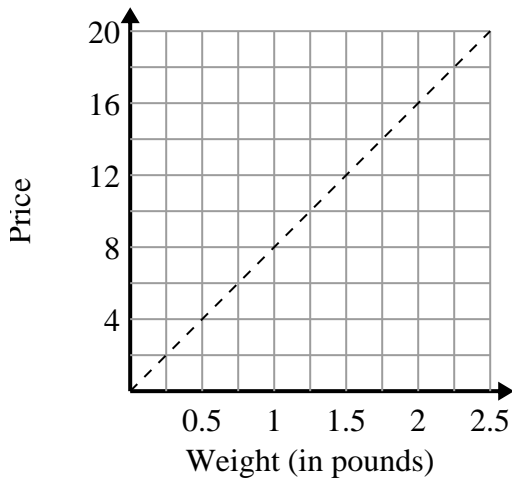
- A. The point (8 , 2) shows that \$8 will buy you 2 pounds of meat.
- B. The point (4 , 1) shows that buying 1 pounds of meat will cost \$4.
- C. The point (3 , 0.75) shows that buying 0.75 pounds of meat will cost \$3.
- D. The point (0.75 , 3) shows that \$3 will buy you 0.75 pounds of meat.



Determine which statements about the graph are true.

Answers

1)



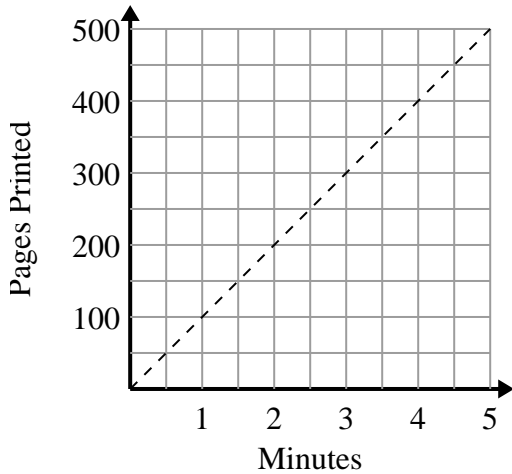
- A. The point (0.75 , 6) shows that 0.75 pounds will cost \$6.
- B. The point (0.25 , 2) shows that it would cost \$2 for 0.25 pound.
- C. The point (6 , 0.75) shows that it would cost \$6 for 0.75 pounds.
- D. The point (12 , 1.5) shows that it would cost \$12 for 1.5 pounds.

1. _____

2. _____

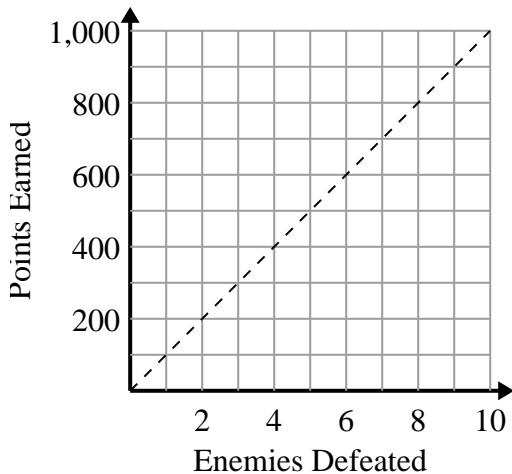
3. _____

2)



- A. The point (150 , 1.5) shows that it takes 1.5 minutes to print 150 pages.
- B. The point (450 , 4.5) shows that printing 450 pages will take 4.5 minutes.
- C. The point (1 , 100) shows that printing 100 pages will take 1 minutes.
- D. The point (1.5 , 150) shows that printing 150 pages will take 1.5 minutes.

3)



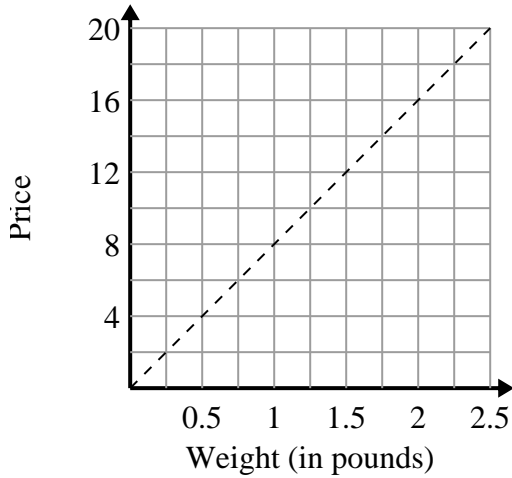
- A. The point (600 , 6) shows that defeating 6 enemies will earn you 600 points.
- B. The point (6 , 600) shows that you would earn 600 points for defeating 6 enemies.
- C. The point (500 , 5) shows that you would earn 500 points for defeating 5 enemies.
- D. The point (9 , 900) shows that defeating 9 enemies will earn you 900 points.



Determine which statements about the graph are true.

Answers

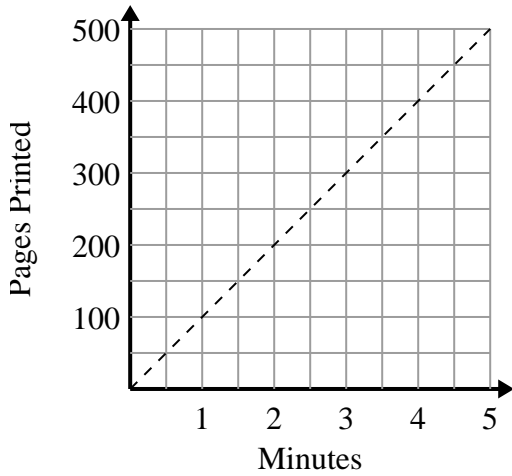
1)



- A. The point (0.75 , 6) shows that 0.75 pounds will cost \$6.
- B. The point (0.25 , 2) shows that it would cost \$2 for 0.25 pound.
- C. The point (6 , 0.75) shows that it would cost \$6 for 0.75 pounds.
- D. The point (12 , 1.5) shows that it would cost \$12 for 1.5 pounds.

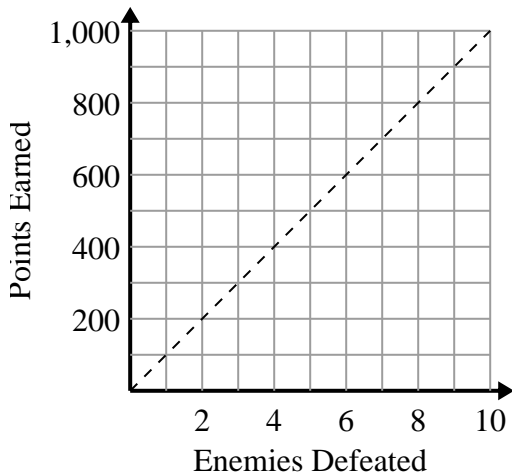
1. **A,B**2. **C,D**3. **B,D**

2)



- A. The point (150 , 1.5) shows that it takes 1.5 minutes to print 150 pages.
- B. The point (450 , 4.5) shows that printing 450 pages will take 4.5 minutes.
- C. The point (1 , 100) shows that printing 100 pages will take 1 minutes.
- D. The point (1.5 , 150) shows that printing 150 pages will take 1.5 minutes.

3)



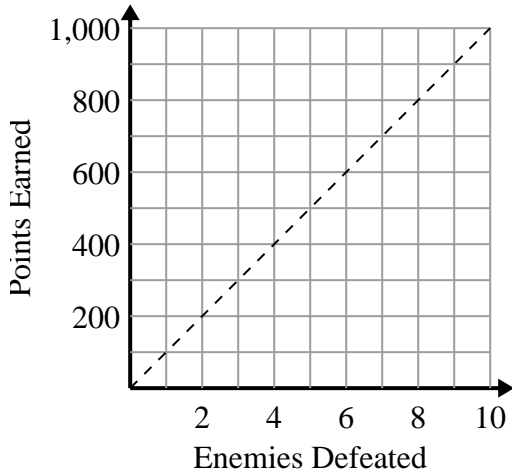
- A. The point (600 , 6) shows that defeating 6 enemies will earn you 600 points.
- B. The point (6 , 600) shows that you would earn 600 points for defeating 6 enemies.
- C. The point (500 , 5) shows that you would earn 500 points for defeating 5 enemies.
- D. The point (9 , 900) shows that defeating 9 enemies will earn you 900 points.



Determine which statements about the graph are true.

Answers

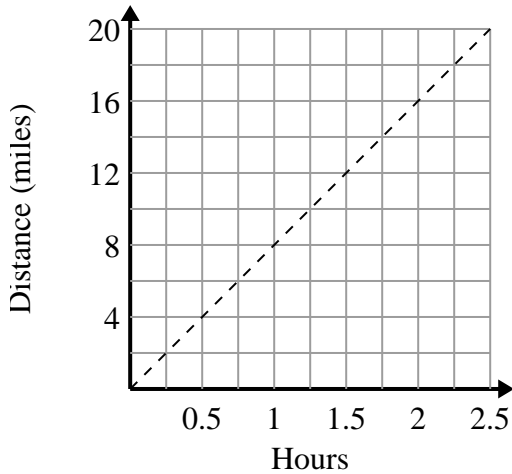
1)



- A. The point (700 , 7) shows that defeating 7 enemies will earn you 700 points.
- B. The point (200 , 2) shows that defeating 2 enemies will earn you 200 points.
- C. The point (2 , 200) shows that defeating 2 enemies will earn you 200 points.
- D. The point (5 , 500) shows that you would earn 500 points for defeating 5 enemies.

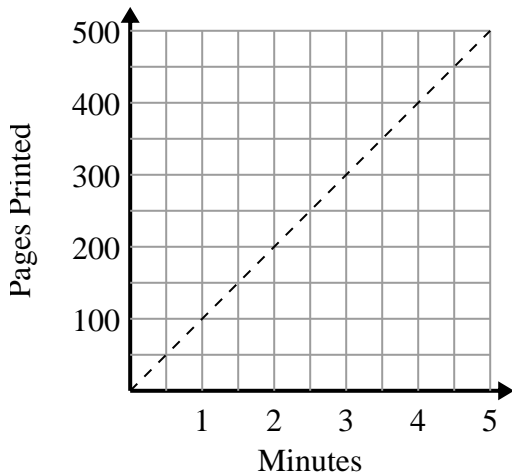
- 1. _____
- 2. _____
- 3. _____

2)



- A. The point (1.75 , 14) shows that travelling 14 miles will take 1.75 hours.
- B. The point (8 , 1) shows that it takes 1 hours to travel 8 miles.
- C. The point (0.5 , 4) shows that it takes 0.5 hours to travel 4 miles.
- D. The point (14 , 1.75) shows that travelling 14 miles will take 1.75 hours.

3)



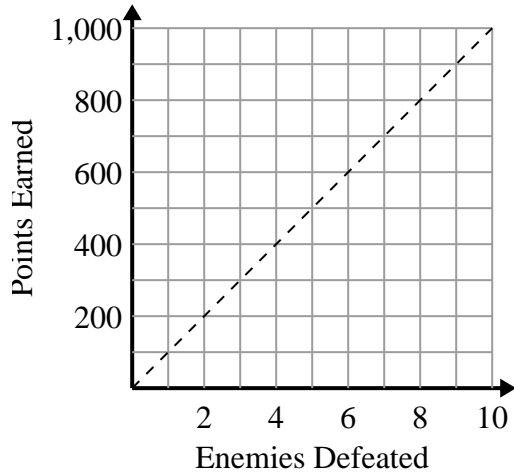
- A. The point (1.5 , 150) shows that it takes 1.5 minutes to print 150 pages.
- B. The point (200 , 2) shows that printing 200 pages will take 2 minutes.
- C. The point (2.5 , 250) shows that it takes 2.5 minutes to print 250 pages.
- D. The point (3.5 , 350) shows that it takes 3.5 minutes to print 350 pages.



Determine which statements about the graph are true.

Answers

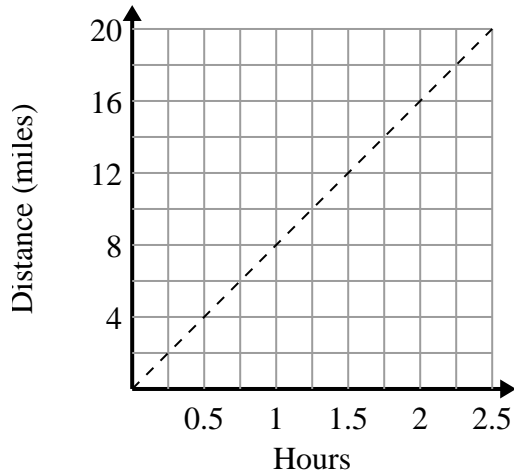
1)



- A. The point (700 , 7) shows that defeating 7 enemies will earn you 700 points.
- B. The point (200 , 2) shows that defeating 2 enemies will earn you 200 points.
- C. The point (2 , 200) shows that defeating 2 enemies will earn you 200 points.
- D. The point (5 , 500) shows that you would earn 500 points for defeating 5 enemies.

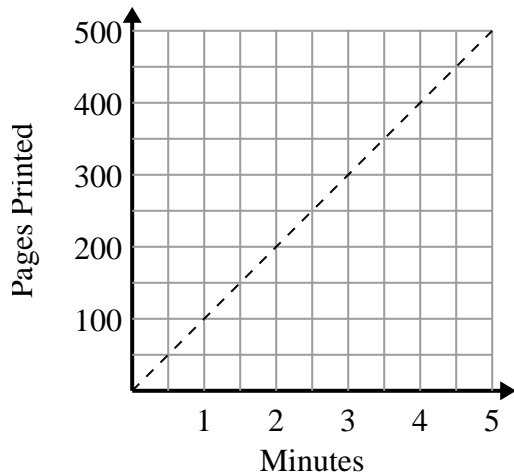
1. C,D2. A,C3. A,C,D

2)



- A. The point (1.75 , 14) shows that travelling 14 miles will take 1.75 hours.
- B. The point (8 , 1) shows that it takes 1 hours to travel 8 miles.
- C. The point (0.5 , 4) shows that it takes 0.5 hours to travel 4 miles.
- D. The point (14 , 1.75) shows that travelling 14 miles will take 1.75 hours.

3)



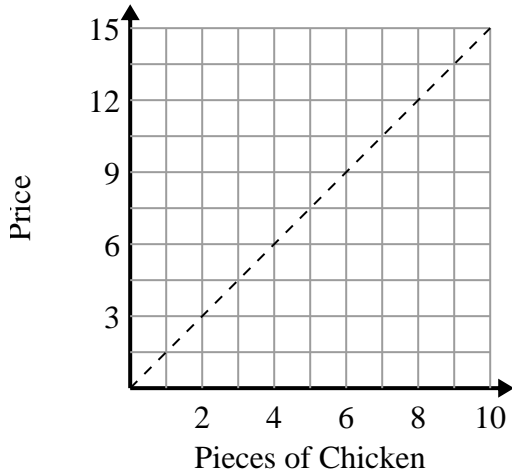
- A. The point (1.5 , 150) shows that it takes 1.5 minutes to print 150 pages.
- B. The point (200 , 2) shows that printing 200 pages will take 2 minutes.
- C. The point (2.5 , 250) shows that it takes 2.5 minutes to print 250 pages.
- D. The point (3.5 , 350) shows that it takes 3.5 minutes to print 350 pages.



Determine which statements about the graph are true.

Answers

1)



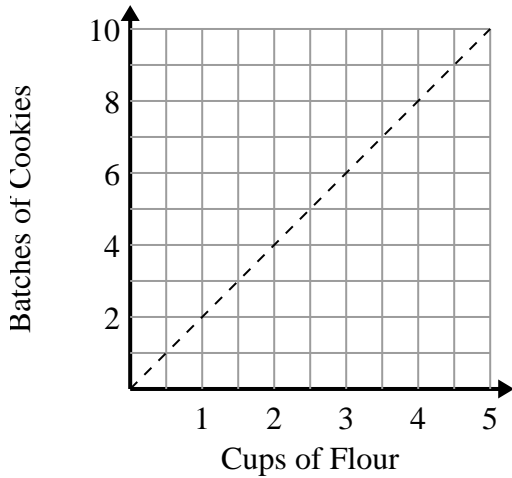
- A. The point (5 , 7.5) shows that 5 pieces of chicken will cost \$7.5.
- B. The point (1 , 1.5) shows that with \$1.5 you can buy 1 piece of chicken.
- C. The point (10.5 , 7) shows that 7 pieces of chicken will cost \$10.5.
- D. The point (9 , 13.5) shows that 9 pieces of chicken will cost \$13.5.

1. _____

2. _____

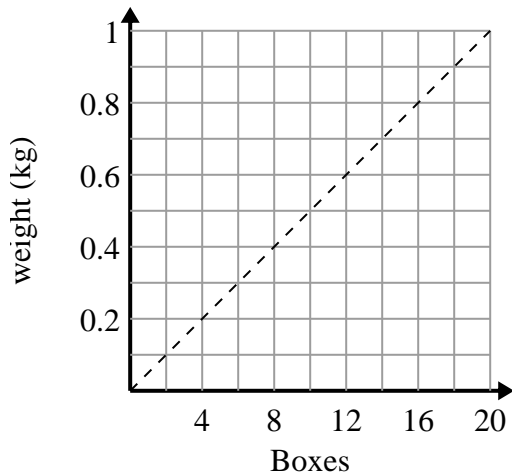
3. _____

2)



- A. The point (1 , 0.5) shows that 0.5 cup of flour will make 1 batch of cookies.
- B. The point (4 , 2) shows that 4 batches of cookies require 2 cups of flour.
- C. The point (3 , 1.5) shows that 3 batches of cookies require 1.5 cups of flour.
- D. The point (2.5 , 5) shows that 5 batches of cookies require 2.5 cups of flour.

3)



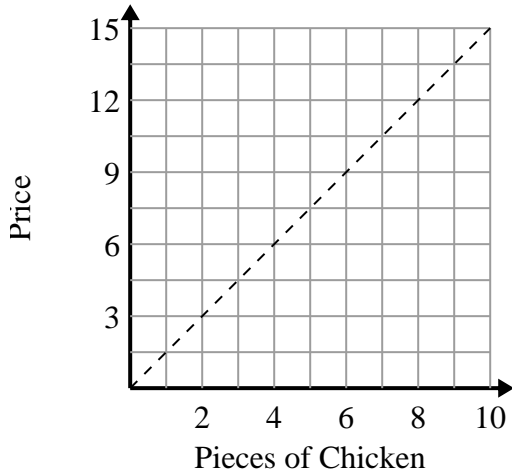
- A. The point (12 , 0.6) shows that 0.6 kilograms is the weight of 12 boxes.
- B. The point (0.2 , 4) shows that 0.2 kilograms is the weight of 4 boxes.
- C. The point (14 , 0.7) shows that 14 boxes weigh 0.7 kilograms.
- D. The point (2 , 0.1) shows that 2 boxes weigh 0.1 kilograms.



Determine which statements about the graph are true.

Answers

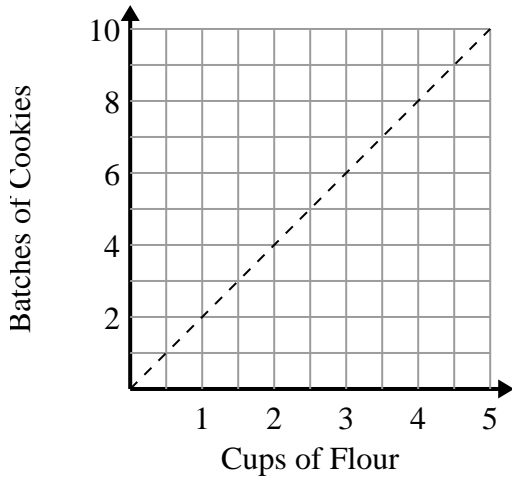
1)



- A. The point (5 , 7.5) shows that 5 pieces of chicken will cost \$7.5.
- B. The point (1 , 1.5) shows that with \$1.5 you can buy 1 piece of chicken.
- C. The point (10.5 , 7) shows that 7 pieces of chicken will cost \$10.5.
- D. The point (9 , 13.5) shows that 9 pieces of chicken will cost \$13.5.

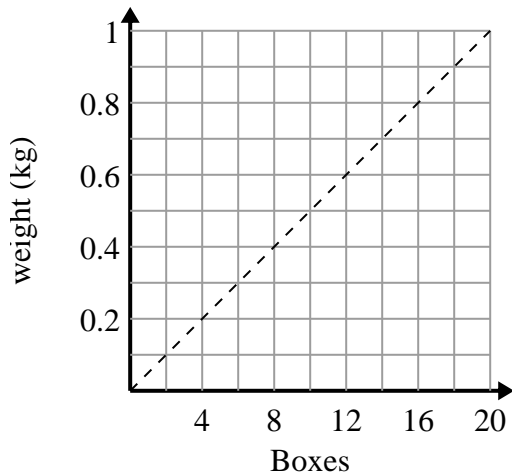
1. **A,B,D**2. **D**3. **A,C,D**

2)



- A. The point (1 , 0.5) shows that 0.5 cup of flour will make 1 batch of cookies.
- B. The point (4 , 2) shows that 4 batches of cookies require 2 cups of flour.
- C. The point (3 , 1.5) shows that 3 batches of cookies require 1.5 cups of flour.
- D. The point (2.5 , 5) shows that 5 batches of cookies require 2.5 cups of flour.

3)



- A. The point (12 , 0.6) shows that 0.6 kilograms is the weight of 12 boxes.
- B. The point (0.2 , 4) shows that 0.2 kilograms is the weight of 4 boxes.
- C. The point (14 , 0.7) shows that 14 boxes weigh 0.7 kilograms.
- D. The point (2 , 0.1) shows that 2 boxes weigh 0.1 kilograms.