



Determine which letter best represents the weight.

Ounce (oz)

An ounce is about the weight of a slice of bread.



Pound (lb)

A pound is about the weight of a can of vegetables.




Remember:

There are 16 ounces in 1 pound.

Answers

1. _____
2. _____
3. _____
4. _____
5. _____
6. _____
7. _____
8. _____
9. _____

1)



Can of Soda

- A. 0.04 ounces
- B. 100 pounds
- C. 9 ounces
- D. 4 pounds

2)



Strawberry

- A. 1 pound
- B. 0.5 pounds
- C. 0.5 ounces
- D. 11 ounces

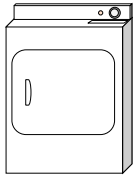
3)



Glue Stick

- A. 15 ounces
- B. 2.2 ounces
- C. 1 pound
- D. 2 pounds

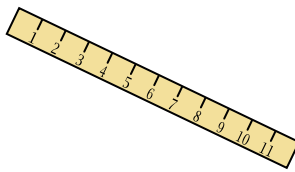
4)



Clothes Dryer

- A. 160 ounces
- B. 1 ounce
- C. 7 pounds
- D. 110 pounds

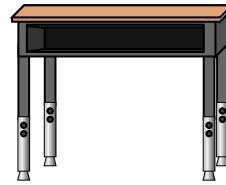
5)



Ruler

- A. 35 ounces
- B. 6 pounds
- C. 0.04 ounces
- D. 1 ounce


6)



Desk

- A. 1 ounce
- B. 660 pounds
- C. 11 ounces
- D. 30 pounds


7)



Apple

- A. 5 pounds
- B. 10 pounds
- C. 7 ounces
- D. 0.1 ounces

8)



Beetle

- A. 0.04 ounces
- B. 4 pounds
- C. 16 ounces
- D. 8 ounces

9)



Weight Set


- A. 10 pounds
- B. 200 pounds
- C. 250 ounces
- D. 7 ounces



Determine which letter best represents the weight.

Ounce (oz)

An ounce is about the weight of a slice of bread.



Pound (lb)

A pound is about the weight of a can of vegetables.



Remember:
There are 16 ounces in 1 pound.

Answers

1)



- Can of Soda
- A. 0.04 ounces
 - B. 100 pounds
 - C. 9 ounces
 - D. 4 pounds

2)



- Strawberry
- A. 1 pound
 - B. 0.5 pounds
 - C. 0.5 ounces
 - D. 11 ounces

3)



- Glue Stick
- A. 15 ounces
 - B. 2.2 ounces
 - C. 1 pound
 - D. 2 pounds

1. **C**

2. **C**

3. **B**

4. **D**

5. **D**

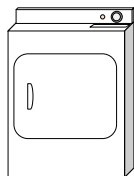
6. **D**

7. **C**

8. **A**

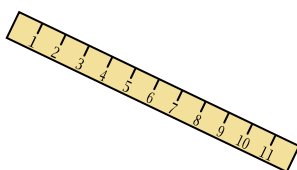
9. **B**

4)



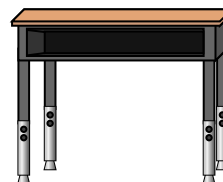
- Clothes Dryer
- A. 160 ounces
 - B. 1 ounce
 - C. 7 pounds
 - D. 110 pounds

5)




- Ruler
- A. 35 ounces
 - B. 6 pounds
 - C. 0.04 ounces
 - D. 1 ounce

6)




- Desk
- A. 1 ounce
 - B. 660 pounds
 - C. 11 ounces
 - D. 30 pounds

7)



- Apple
- A. 5 pounds
 - B. 10 pounds
 - C. 7 ounces
 - D. 0.1 ounces

8)



- Beetle
- A. 0.04 ounces
 - B. 4 pounds
 - C. 16 ounces
 - D. 8 ounces

9)



- Weight Set
- A. 10 pounds
 - B. 200 pounds
 - C. 250 ounces
 - D. 7 ounces