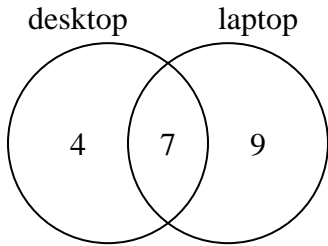




Use the diagram to solve each problem.

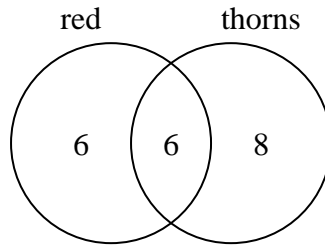
Answers

- 1) The diagram below shows the types of computers students owned.



How many students did not own both a desktop and a laptop computer?

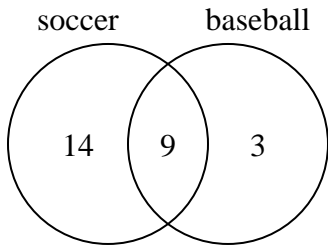
- 2) The diagram below shows the attributes of flowers in a flower shop.



How many flowers were red with thorns?

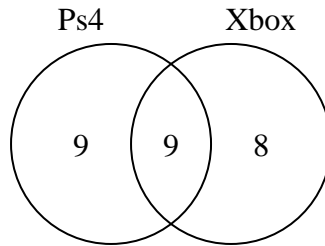
- 1. _____
- 2. _____
- 3. _____
- 4. _____
- 5. _____
- 6. _____

- 3) The diagram below shows the sports people watched.



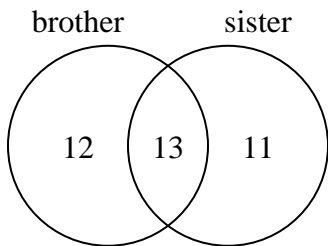
How many people watched soccer?

- 4) The diagram below shows the game consoles students owned.



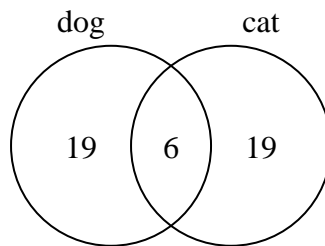
How many people owned both a Ps4 and a Xbox?

- 5) The diagram below shows the gender of students siblings.



How many students did not have both a brother and a sister?

- 6) The diagram below shows the pets students in a class owned.

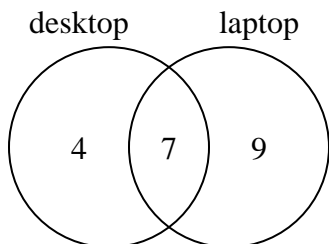


How many people had a cat?



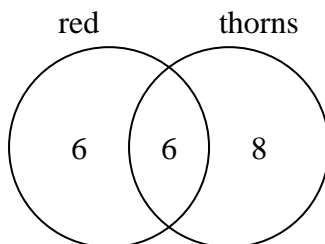
Use the diagram to solve each problem.

- 1) The diagram below shows the types of computers students owned.



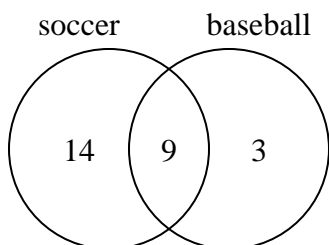
How many students did not own both a desktop and a laptop computer?

- 2) The diagram below shows the attributes of flowers in a flower shop.



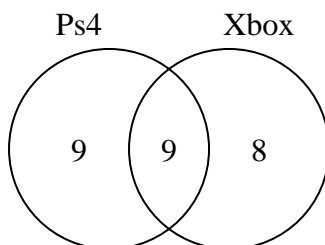
How many flowers were red with thorns?

- 3) The diagram below shows the sports people watched.



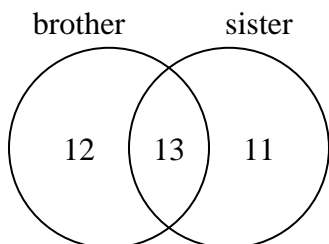
How many people watched soccer?

- 4) The diagram below shows the game consoles students owned.



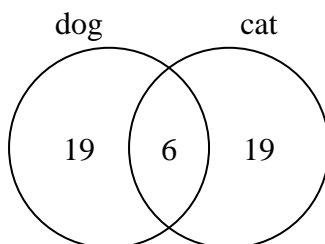
How many people owned both a Ps4 and a Xbox?

- 5) The diagram below shows the gender of students siblings.



How many students did not have both a brother and a sister?

- 6) The diagram below shows the pets students in a class owned.



How many people had a cat?

Answers

- 1. 13
- 2. 6
- 3. 23
- 4. 9
- 5. 23
- 6. 25