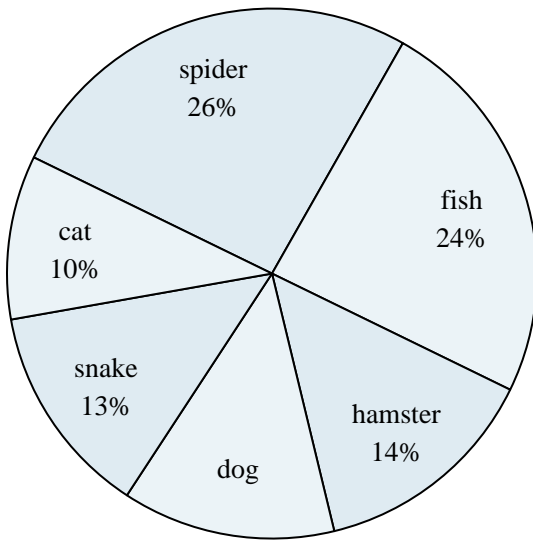
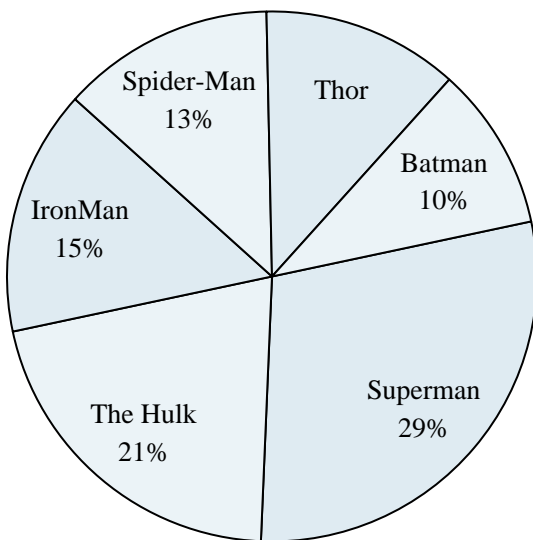




Use the graph to solve.

Favorite Pet

- 1) What percent of people preferred either the hamster or the spider?
- 2) Which pet did the greatest number of people like?
- 3) Which two pets did about half the people say was their favorite?
- 4) Which pet did the least amount of people say was their favorite?
- 5) What percent of people said the fish was their favorite pet?

Favorite Superhero

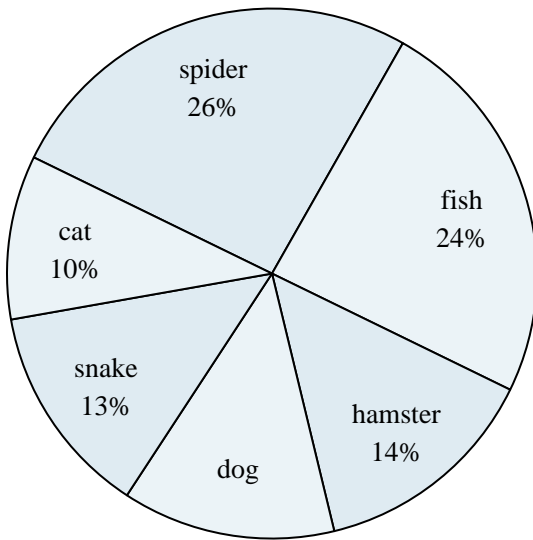
- 6) What percent of people said Thor was their favorite?
- 7) What percent of people said either IronMan or Spider-Man was their favorite?
- 8) Which hero was the least popular?
- 9) Which hero was the most popular?
- 10) Which two heroes did about half the people say was their favorite?

Answers

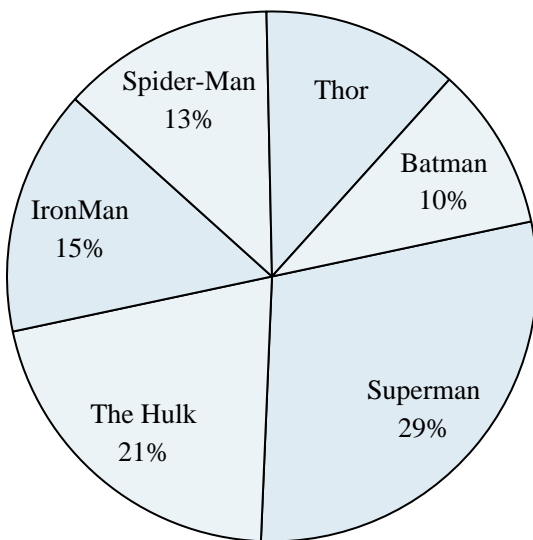
1. _____
2. _____
3. _____
4. _____
5. _____
6. _____
7. _____
8. _____
9. _____
10. _____



Use the graph to solve.

Favorite Pet

- 1) What percent of people preferred either the hamster or the spider?
- 2) Which pet did the greatest number of people like?
- 3) Which two pets did about half the people say was their favorite?
- 4) Which pet did the least amount of people say was their favorite?
- 5) What percent of people said the fish was their favorite pet?

Favorite Superhero

- 6) What percent of people said Thor was their favorite?
- 7) What percent of people said either IronMan or Spider-Man was their favorite?
- 8) Which hero was the least popular?
- 9) Which hero was the most popular?
- 10) Which two heroes did about half the people say was their favorite?

Answers

1. **40%**
2. **spider**
3. **spider & fish**
4. **cat**
5. **24%**
6. **12%**
7. **28%**
8. **Batman**
9. **Superman**
10. **Superman & The Hulk**