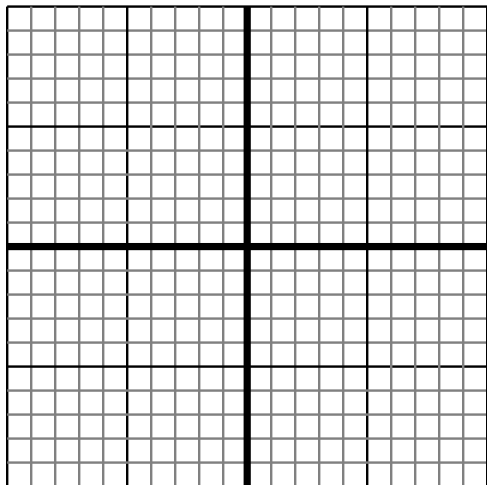


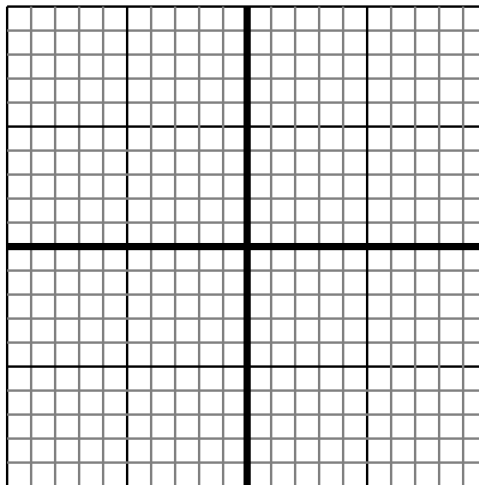


Sketch your line then answer with your slope.

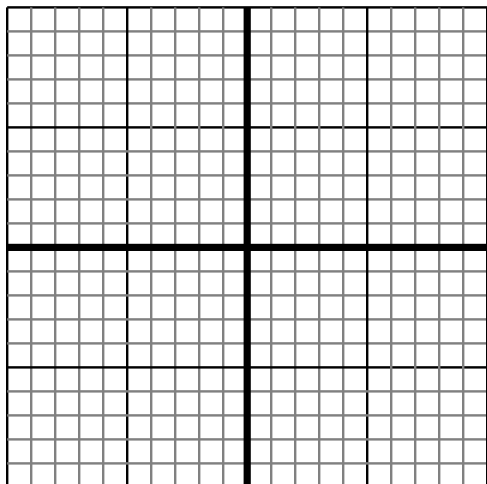
- 1) Sketch a line with a Y intercept of 3 and a smaller rate of change than:  $Y = \frac{-2}{-8} + 3$



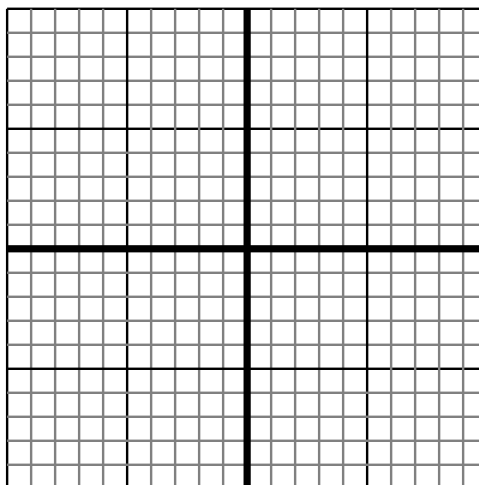
- 2) Sketch a line with a Y intercept of -8 and a greater rate of change than:  $Y = \frac{8}{-6} - 8$



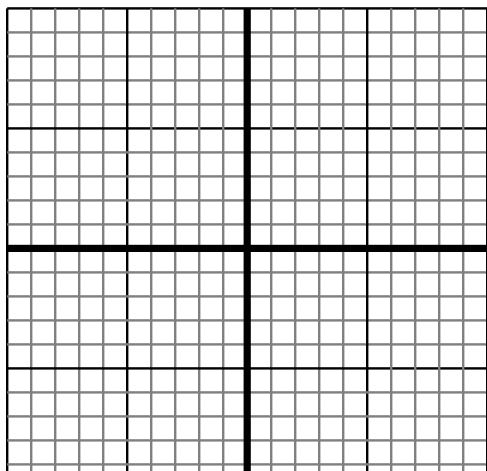
- 3) Sketch a line with a Y intercept of 8 and a greater rate of change than:  $Y = \frac{8}{8} + 8$



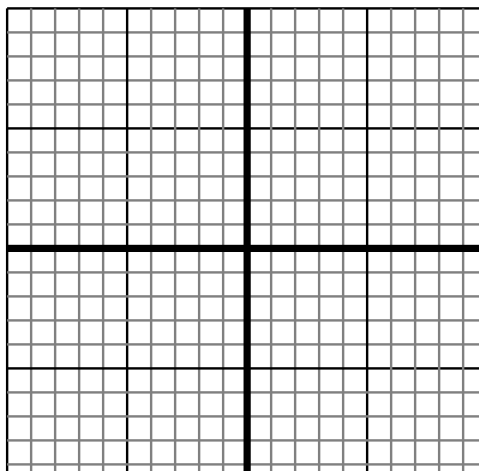
- 4) Sketch a line with a Y intercept of 10 and a greater rate of change than:  $Y = \frac{-1}{8} + 10$



- 5) Sketch a line with a Y intercept of -7 and a smaller rate of change than:  $Y = \frac{-6}{8} - 7$



- 6) Sketch a line with a Y intercept of -6 and a greater rate of change than:  $Y = \frac{9}{1} - 6$



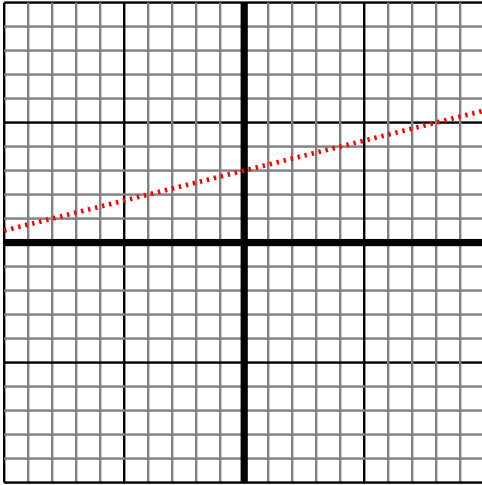
Answers

1. \_\_\_\_\_
2. \_\_\_\_\_
3. \_\_\_\_\_
4. \_\_\_\_\_
5. \_\_\_\_\_
6. \_\_\_\_\_

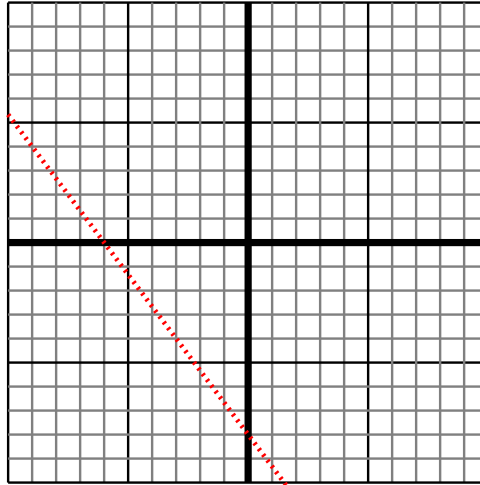


Sketch your line then answer with your slope.

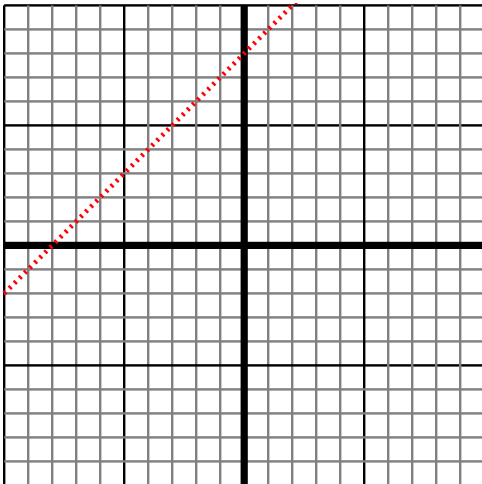
- 1) Sketch a line with a Y intercept of 3 and a smaller rate of change than:  $Y = \frac{-2}{-8} + 3$



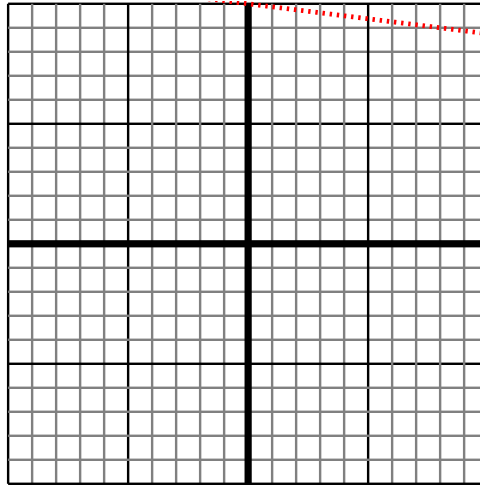
- 2) Sketch a line with a Y intercept of -8 and a greater rate of change than:  $Y = \frac{8}{-6} - 8$



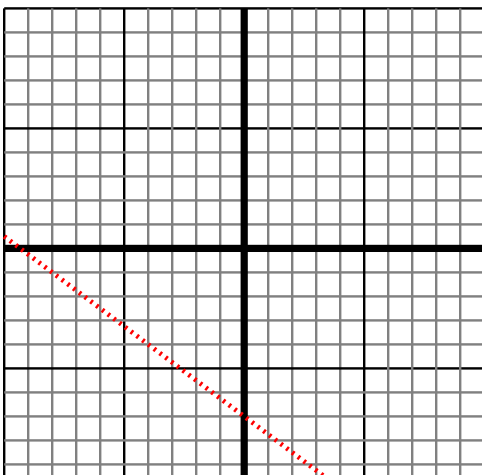
- 3) Sketch a line with a Y intercept of 8 and a greater rate of change than:  $Y = \frac{8}{8} + 8$



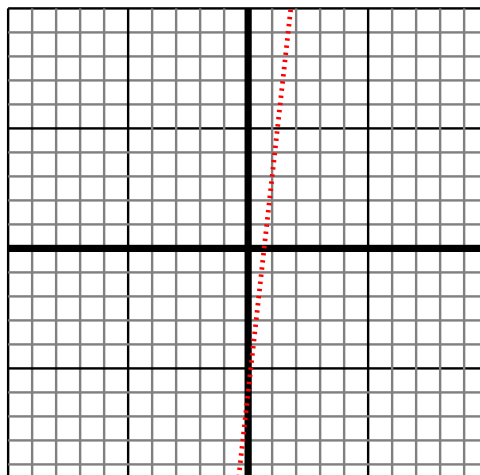
- 4) Sketch a line with a Y intercept of 10 and a greater rate of change than:  $Y = \frac{-1}{8} + 10$



- 5) Sketch a line with a Y intercept of -7 and a smaller rate of change than:  $Y = \frac{-6}{8} - 7$



- 6) Sketch a line with a Y intercept of -6 and a greater rate of change than:  $Y = \frac{9}{1} - 6$



Answers

1.  $< \left| \frac{-2}{-8} \right|$
2.  $> \left| \frac{8}{-6} \right|$
3.  $> \left| \frac{8}{8} \right|$
4.  $> \left| \frac{-1}{8} \right|$
5.  $< \left| \frac{-6}{8} \right|$
6.  $> \left| \frac{9}{1} \right|$