Measuring and Showing Data Name:

Measure each ITEM tip to tip then place your results in the line plot.

Ex)

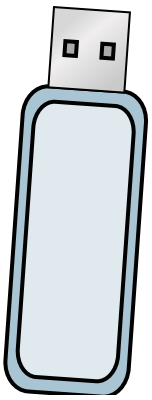

1)

2)

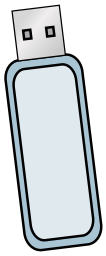

3)

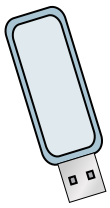

4)

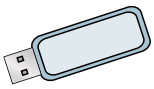

5)

6)

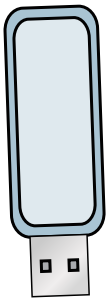

7)

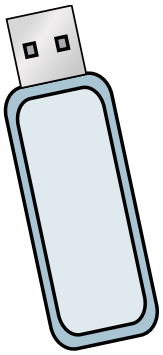

8)



9)

10)



11)

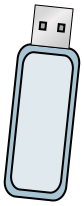

Line Plot

$\frac{1}{4}$	$\frac{1}{2}$	$\frac{3}{4}$	1	$1\frac{1}{4}$	$1\frac{1}{2}$	$1\frac{3}{4}$	2

Answers

Ex. 2

1. _____
2. _____
3. _____
4. _____
5. _____
6. _____
7. _____
8. _____
9. _____
10. _____
11. _____

1-10	91	82	73	64	55	45	36	27	18	9
11	0									

Measuring and Showing Data

Name: **Answer Key**

Measure each ITEM tip to tip then place your results in the line plot.

Ex)

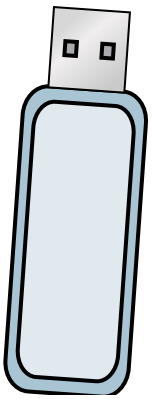

1)

2)

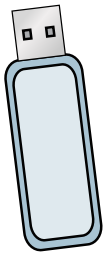

3)

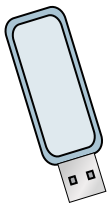

4)

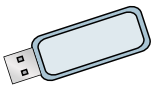

5)

6)

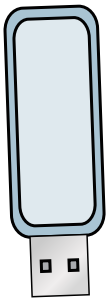

7)

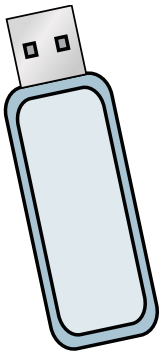

8)



9)

10)



11)

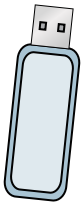

Line Plot

	X		X		X		X
X	X	X	X	X	X	X	X
$\frac{1}{4}$	$\frac{1}{2}$	$\frac{3}{4}$	1	$1\frac{1}{4}$	$1\frac{1}{2}$	$1\frac{3}{4}$	2

Answers

Ex.	2
1.	$\frac{1}{2}$
2.	$1\frac{1}{4}$
3.	1
4.	$\frac{3}{4}$
5.	$\frac{1}{4}$
6.	$1\frac{1}{2}$
7.	$1\frac{3}{4}$
8.	2
9.	$\frac{1}{2}$
10.	$1\frac{1}{2}$
11.	1

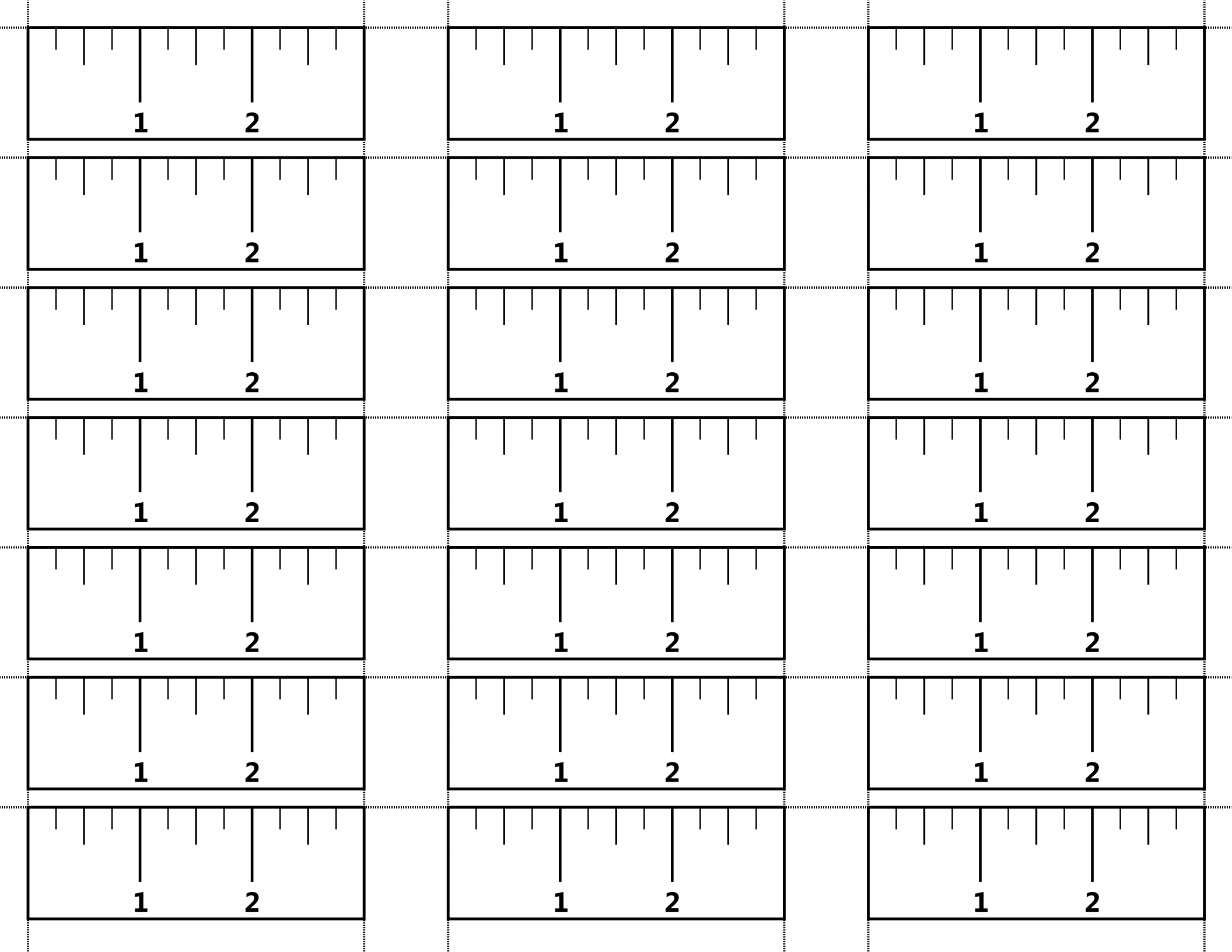
1
2