



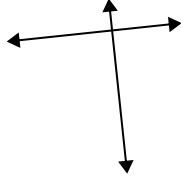
Use 'parallel', 'perp'(perpendicular) or 'inter'(intersecting) to describe the lines.

Answers

1)



2)



3)

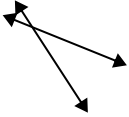


1. \_\_\_\_\_

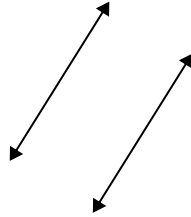
2. \_\_\_\_\_

3. \_\_\_\_\_

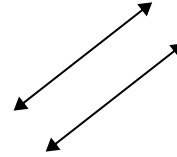
4)



5)



6)

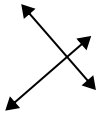


4. \_\_\_\_\_

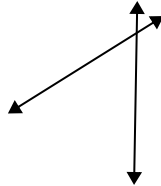
5. \_\_\_\_\_

6. \_\_\_\_\_

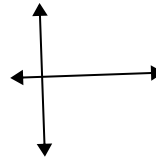
7)



8)



9)



7. \_\_\_\_\_

8. \_\_\_\_\_

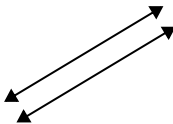
9. \_\_\_\_\_

10. \_\_\_\_\_

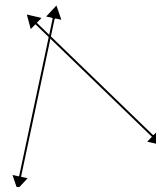
10)



11)



12)



11. \_\_\_\_\_

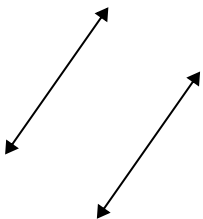
12. \_\_\_\_\_

13. \_\_\_\_\_

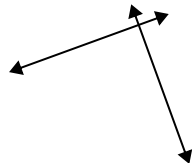
14. \_\_\_\_\_

15. \_\_\_\_\_

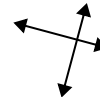
13)



14)



15)



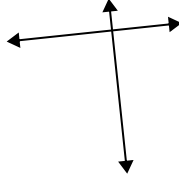


Use 'parallel', 'perp'(perpendicular) or 'inter'(intersecting) to describe the lines.

1)



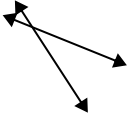
2)



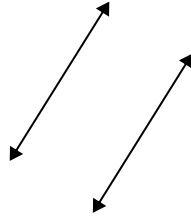
3)



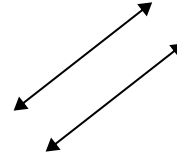
4)



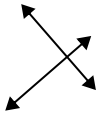
5)



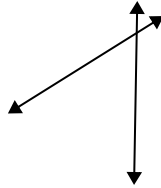
6)



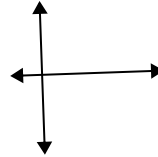
7)



8)



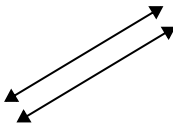
9)



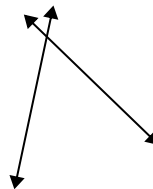
10)



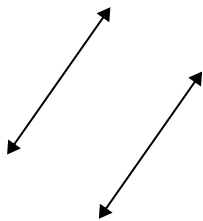
11)



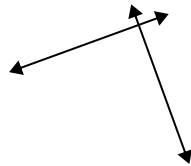
12)



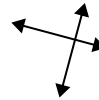
13)



14)



15)



Answers

1. parallel

2. perp & inter

3. inter

4. inter

5. parallel

6. parallel

7. perp & inter

8. inter

9. perp & inter

10. inter

11. parallel

12. inter

13. parallel

14. perp & inter

15. perp & inter