



Solve each problem.

Use the graphic to the right to find the following (if possible):

1) Parallel Lines _____

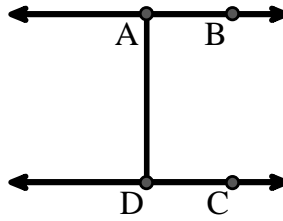
2) Intersecting Lines _____

3) Perpendicular Lines _____

4) A Segment _____

5) A Line _____

6) A Ray _____



Answers

1. _____

2. _____

3. _____

4. _____

5. _____

6. _____

7. _____

8. _____

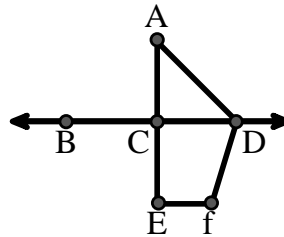
Use the graphic to the right to find the following (if possible):

7) Acute Angle _____

8) Right Angle _____

9) Straight Angle _____

10) Obtuse Angle _____



9. _____

10. _____

11. graph

12. graph

13. graph

14. graph

15. graph

Use the dot matrix to draw the following:

11) Line \overleftrightarrow{AC}

12) Segment \overline{AB}

13) Angle $\angle ABD$

14) Line \overleftrightarrow{EF} parallel to line \overleftrightarrow{AC}

15) Segment \overline{EG} perpendicular to \overleftrightarrow{EF}





Solve each problem.

Use the graphic to the right to find the following (if possible):

1) Parallel Lines $(\vec{A} \& \vec{B}), (\vec{C} \& \vec{D}), (\vec{A} \& \vec{D})$

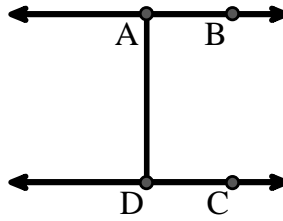
2) Intersecting Lines _____

3) Perpendicular Lines _____

4) A Segment $\overline{AB}, \overline{CD}, \overline{AD}$

5) A Line \vec{AB}, \vec{CD}

6) A Ray $\vec{AB}, \vec{BA}, \vec{DC}, \vec{CD}$



Answers

1. $(\vec{A} \& \vec{B})$

2. none

3. none

4. \overline{AB}

5. \vec{AB}

6. \vec{AB}

7. $\angle CAD$

8. $\angle ACD$

9. $\angle BCD$

10. $\angle ADF$

11. graph

12. graph

13. graph

14. graph

15. graph

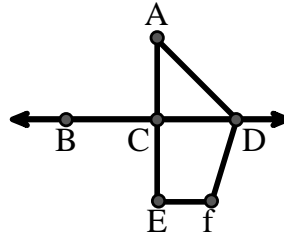
Use the graphic to the right to find the following (if possible):

7) Acute Angle $\angle CAD$

8) Right Angle $\angle ACD, \angle CEF, \angle DCE$

9) Straight Angle $\angle BCD, \angle ACE$

10) Obtuse Angle $\angle ADF, \angle DFE$



Use the dot matrix to draw the following:

11) Line \vec{AC}

12) Segment \overline{AB}

13) Angle $\angle ABD$

14) Line \vec{EF} parallel to line \vec{AC}

15) Segment \overline{EG} perpendicular to \vec{EF}

