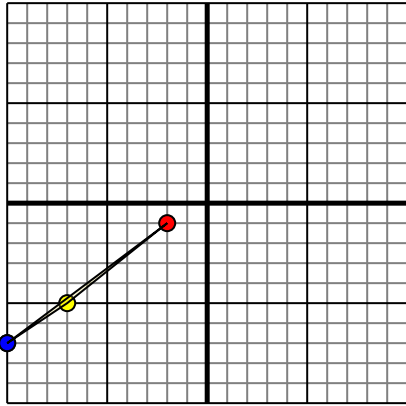




Rotate each shape as described.

1)

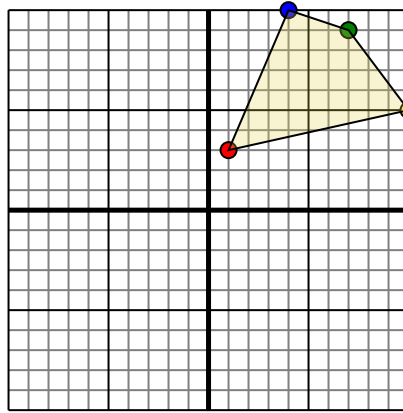


The shape above has the following coordinates:

- A. (-2,-1)
- B. (-7,-5)
- C. (-10,-7)

Rotate the shape 270° counter-clockwise.

2)

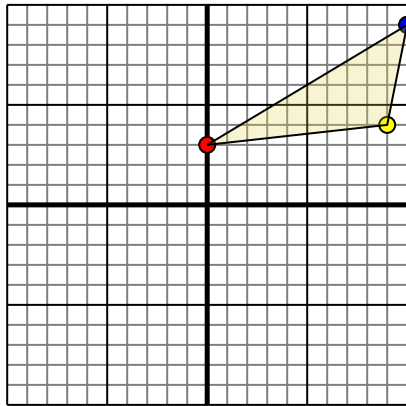


The shape above has the following coordinates:

- A. (1,3)
- B. (10,5)
- C. (7,9)
- D. (4,10)

Rotate the shape 90° clockwise.

3)

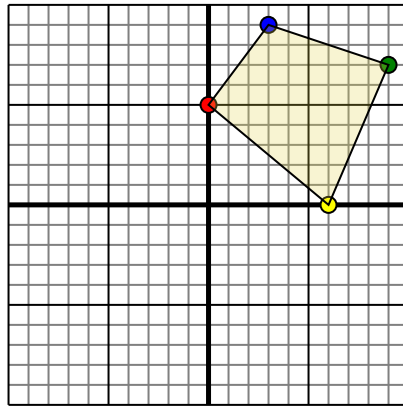


The shape above has the following coordinates:

- A. (0,3)
- B. (9,4)
- C. (10,9)

Rotate the shape 270° counter-clockwise.

4)



The shape above has the following coordinates:

- A. (0,5)
- B. (6,0)
- C. (9,7)
- D. (3,9)

Rotate the shape 180° clockwise.

Answers

1. _____ [Graph](#)

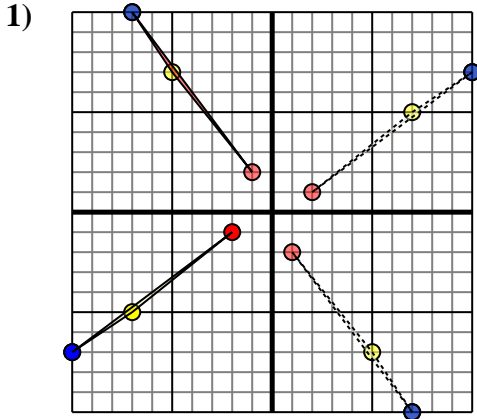
2. _____ [Graph](#)

3. _____ [Graph](#)

4. _____ [Graph](#)



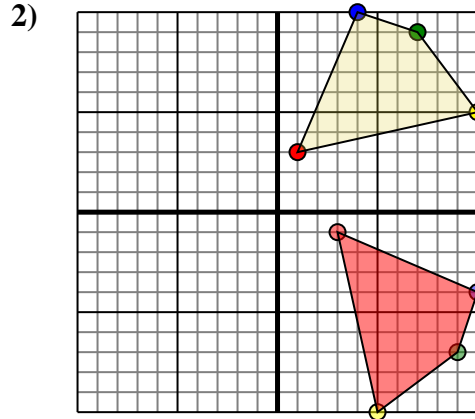
Rotate each shape as described.



The shape above has the following coordinates:

- A. (-2,-1)
- B. (-7,-5)
- C. (-10,-7)

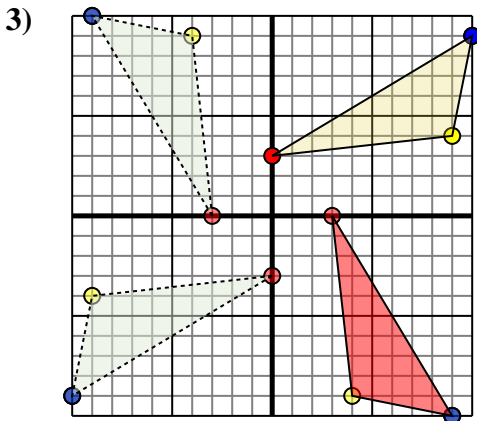
Rotate the shape 270° counter-clockwise.



The shape above has the following coordinates:

- A. (1,3)
- B. (10,5)
- C. (7,9)
- D. (4,10)

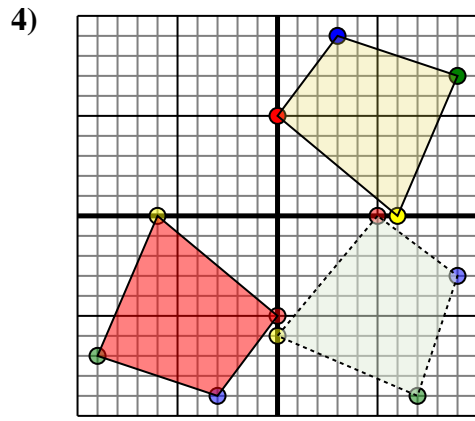
Rotate the shape 90° clockwise.



The shape above has the following coordinates:

- A. (0,3)
- B. (9,4)
- C. (10,9)

Rotate the shape 270° counter-clockwise.



The shape above has the following coordinates:

- A. (0,5)
- B. (6,0)
- C. (9,7)
- D. (3,9)

Rotate the shape 180° clockwise.

Answers

1. -1,2 -5,7 -7,10 [Graph](#)
2. 3,-1 5,-10 9,-7 10,-4 [Graph](#)
3. 3,-0 4,-9 9,-10 [Graph](#)
4. 0,-5 -6,-0 -9,-7 -3,-9 [Graph](#)