Distributing Line Plot Values

Name:

Solve each problem.

1) The line plot below shows the distance (in miles) that each member of a relay race travelled.



How far would each person have run if the distances were distributed evenly?

2) The line plot below shows the amount of water a plant received (in cups) over the course of {7} days.

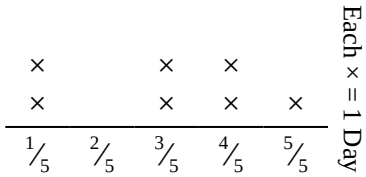

Find how many cups of water the plant would have received if it got the same amount each day.

3) Katie tore a sheet of paper into different length pieces. The line plot below shows the length (in inches) of each piece.

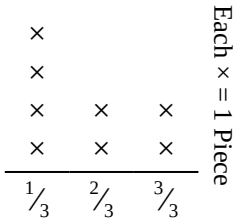

If she had tore the sheet into equal sized pieces, how long would each piece be?

4) The line plot below shows the weight (in tons) of boxes on pallets.

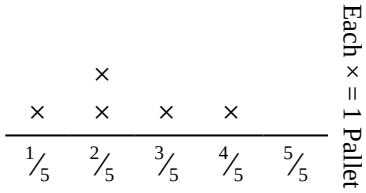

If the weight were redistributed evenly, how much weight would be on each pallet?

5) The line plot below shows the weight (in grams) of vitamin bottles.

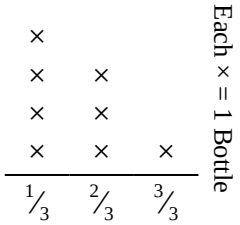

If you were to redistribute the vitamins, so each bottle weighed the same amount, how heavy would each bottle be?

6) The line plot below shows the amount of liquid (in liters) in different containers.

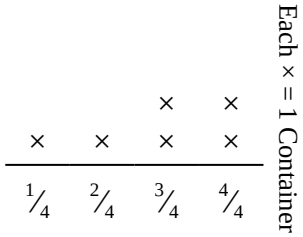

Find the amount of liquid each container would have if if the total amount were redistributed equally.

Answers

1. _____
2. _____
3. _____
4. _____
5. _____
6. _____

1-6	83	67	50	33	17	0

Solve each problem.

1) The line plot below shows the distance (in miles) that each member of a relay race travelled.



How far would each person have run if the distances were distributed evenly?

2) The line plot below shows the amount of water a plant received (in cups) over the course of {7} days.

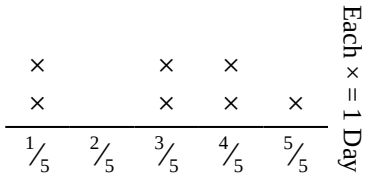

Find how many cups of water the plant would have received if it got the same amount each day.

3) Katie tore a sheet of paper into different length pieces. The line plot below shows the length (in inches) of each piece.

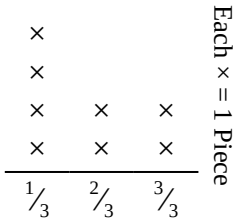

If she had tore the sheet into equal sized pieces, how long would each piece be?

4) The line plot below shows the weight (in tons) of boxes on pallets.

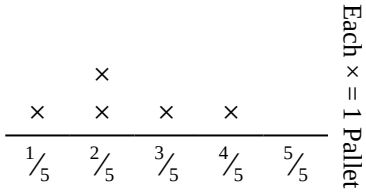

If the weight were redistributed evenly, how much weight would be on each pallet?

5) The line plot below shows the weight (in grams) of vitamin bottles.

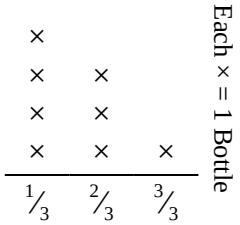

If you were to redistribute the vitamins, so each bottle weighed the same amount, how heavy would each bottle be?

6) The line plot below shows the amount of liquid (in liters) in different containers.

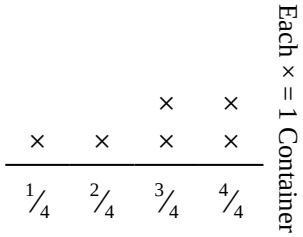

Find the amount of liquid each container would have if if the total amount were redistributed equally.

Answers

1. $\frac{11}{21}$
2. $\frac{21}{35} = \frac{3}{5}$
3. $\frac{14}{24} = \frac{7}{12}$
4. $\frac{12}{25}$
5. $\frac{13}{24}$
6. $\frac{17}{24}$

1-6	83	67	50	33	17	0