



Determine which letter best represents the volume.

**Milliliter**

A milliliter is equal to about 20 drops of water.



**Liter**

Many large soda bottles are either 1 or 2 liters.

1 Liter = 1,000 Milliliters



**Answers**

1. \_\_\_\_\_
2. \_\_\_\_\_
3. \_\_\_\_\_
4. \_\_\_\_\_
5. \_\_\_\_\_
6. \_\_\_\_\_
7. \_\_\_\_\_
8. \_\_\_\_\_
9. \_\_\_\_\_

1)



Measuring Cup

- A. 237 liters
- B. 1 liter
- C. 237 milliliters
- D. 50 milliliters


2)



Water for a house plant

- A. 3 liters
- B. 80 liters
- C. 500 milliliters
- D. 2 milliliters

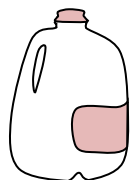
3)



Gas tank in a car

- A. 3 liters
- B. 60 liters
- C. 15 milliliters
- D. 70 milliliters

4)



Gallon of Milk

- A. 750 milliliters
- B. 3.75 liters
- C. 1 liter
- D. 50 milliliters

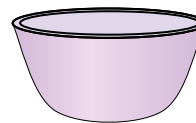
5)



Flour in a batch of cookies

- A. 350 milliliters
- B. 1 milliliter
- C. 2 liters
- D. 10 milliliters


6)



Cereal Bowl

- A. 475 milliliters
- B. 1 milliliter
- C. 50 milliliters
- D. 2 liters


7)



Ice Chest

- A. 100 liters
- B. 200 milliliters
- C. 100 milliliters
- D. 20 milliliters


8)



Soda in a can

- A. 350 milliliters
- B. 350 liters
- C. 2 milliliters
- D. 2 liters

9)



Bathtub

- A. 170 liters
- B. 3 liters
- C. 500 milliliters
- D. 5 milliliters



Determine which letter best represents the volume.

**Milliliter**

A milliliter is equal to about 20 drops of water.



**Liter**

Many large soda bottles are either 1 or 2 liters.

1 Liter = 1,000 Milliliters



**Answers**

1)



Measuring Cup

- A. 237 liters
- B. 1 liter
- C. 237 milliliters
- D. 50 milliliters


2)



Water for a house plant

- A. 3 liters
- B. 80 liters
- C. 500 milliliters
- D. 2 milliliters

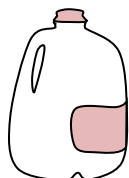
3)



Gas tank in a car

- A. 3 liters
- B. 60 liters
- C. 15 milliliters
- D. 70 milliliters

4)



Gallon of Milk

- A. 750 milliliters
- B. 3.75 liters
- C. 1 liter
- D. 50 milliliters

5)



Flour in a batch of cookies

- A. 350 milliliters
- B. 1 milliliter
- C. 2 liters
- D. 10 milliliters


6)



Cereal Bowl

- A. 475 milliliters
- B. 1 milliliter
- C. 50 milliliters
- D. 2 liters

7)



Ice Chest

- A. 100 liters
- B. 200 milliliters
- C. 100 milliliters
- D. 20 milliliters


8)



Soda in a can

- A. 350 milliliters
- B. 350 liters
- C. 2 milliliters
- D. 2 liters

9)



Bathtub

- A. 170 liters
- B. 3 liters
- C. 500 milliliters
- D. 5 milliliters

- 1.   **C**
- 2.   **C**
- 3.   **B**
- 4.   **B**
- 5.   **A**
- 6.   **A**
- 7.   **A**
- 8.   **A**
- 9.   **A**