Reading a Bar Graph

Name:

Solve each problem.

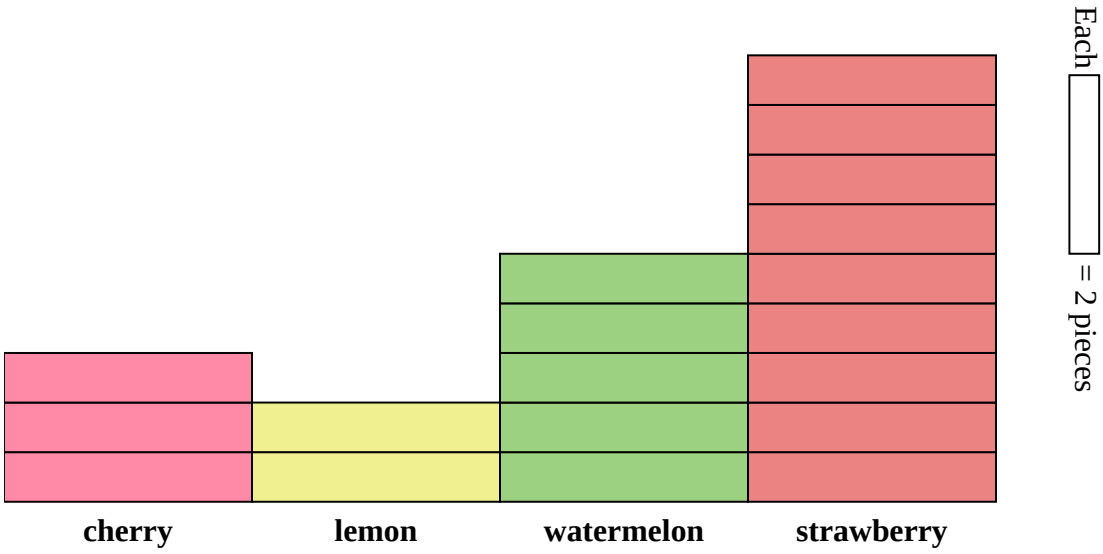

1) How many more watermelon pieces were there than cherry pieces?

2) Which flavor had the most pieces in the bag?

3) Which flavor had the fewest pieces in the bag?

4) How many pieces were there total in the box?

5) Were there fewer cherry pieces or lemon pieces?

6) Were there more strawberry pieces or watermelon pieces?

7) Which flavor had exactly 6 pieces in the bag?

8) How many pieces were strawberry?

9) What is the combined number of strawberry and cherry pieces?

10) What is the difference in the number of lemon pieces and the number of watermelon pieces?

Answers

1. _____
2. _____
3. _____
4. _____
5. _____
6. _____
7. _____
8. _____
9. _____
10. _____

1-10	90	80	70	60	50	40	30	20	10	0

Reading a Bar Graph

Name: **Answer Key**

Solve each problem.

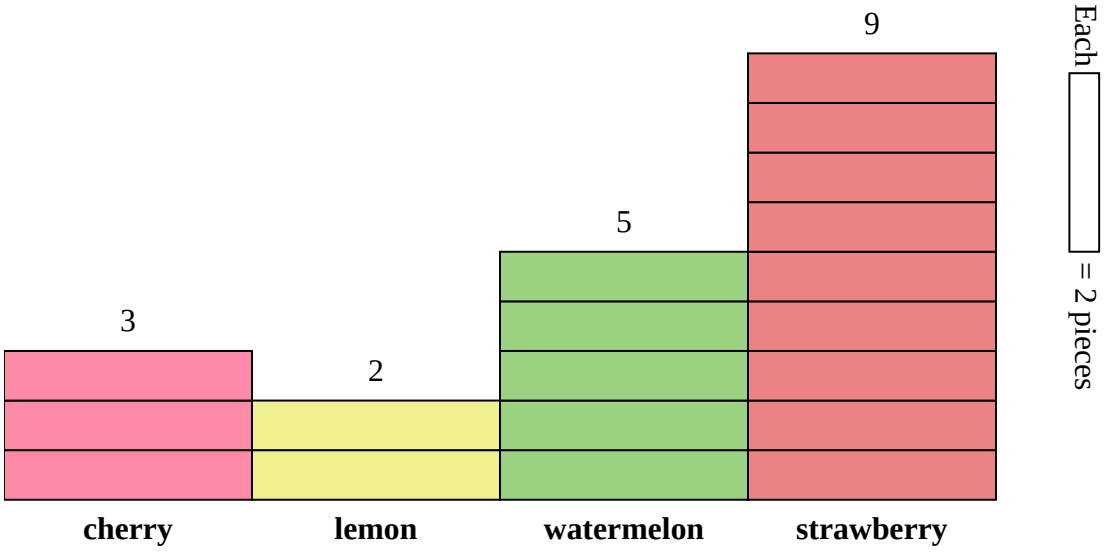

1) How many more watermelon pieces were there than cherry pieces?

2) Which flavor had the most pieces in the bag?

3) Which flavor had the fewest pieces in the bag?

4) How many pieces were there total in the box?

5) Were there fewer cherry pieces or lemon pieces?

6) Were there more strawberry pieces or watermelon pieces?

7) Which flavor had exactly 6 pieces in the bag?

8) How many pieces were strawberry?

9) What is the combined number of strawberry and cherry pieces?

10) What is the difference in the number of lemon pieces and the number of watermelon pieces?

Answers

1. **4**
2. **strawberry**
3. **lemon**
4. **38**
5. **lemon**
6. **strawberry**
7. **cherry**
8. **18**
9. **24**
10. **6**

1-10	90	80	70	60	50	40	30	20	10	0

Reading a Bar Graph

Name:

Solve each problem.

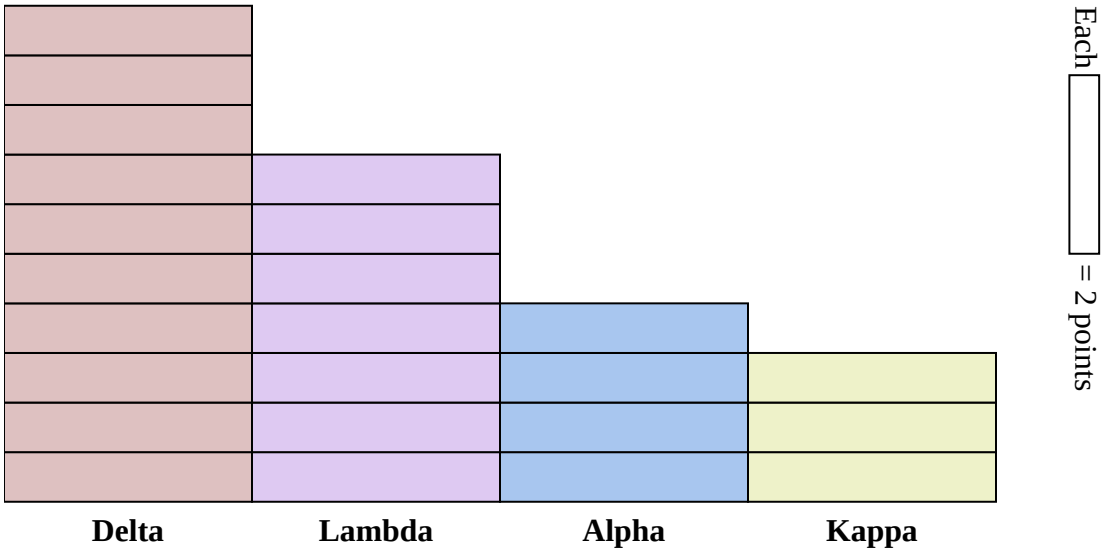

1) How many more points did team Alpha score than team Kappa?

2) Which team scored the most points?

3) Which team scored the fewest points?

4) What is the total number of points earned in the game?

5) Did team Kappa or team Lambda score fewer points?

6) Did team Delta or team Lambda score more points?

7) Which team scored 6 points?

8) How many points did team Delta score?

9) What is the combined points scored by Kappa and Delta?

10) What is the difference in the number of points Delta scored and the number Alpha scored?

Answers

1. _____
2. _____
3. _____
4. _____
5. _____
6. _____
7. _____
8. _____
9. _____
10. _____

1-10	90	80	70	60	50	40	30	20	10	0

Reading a Bar Graph

Name: **Answer Key**

Solve each problem.

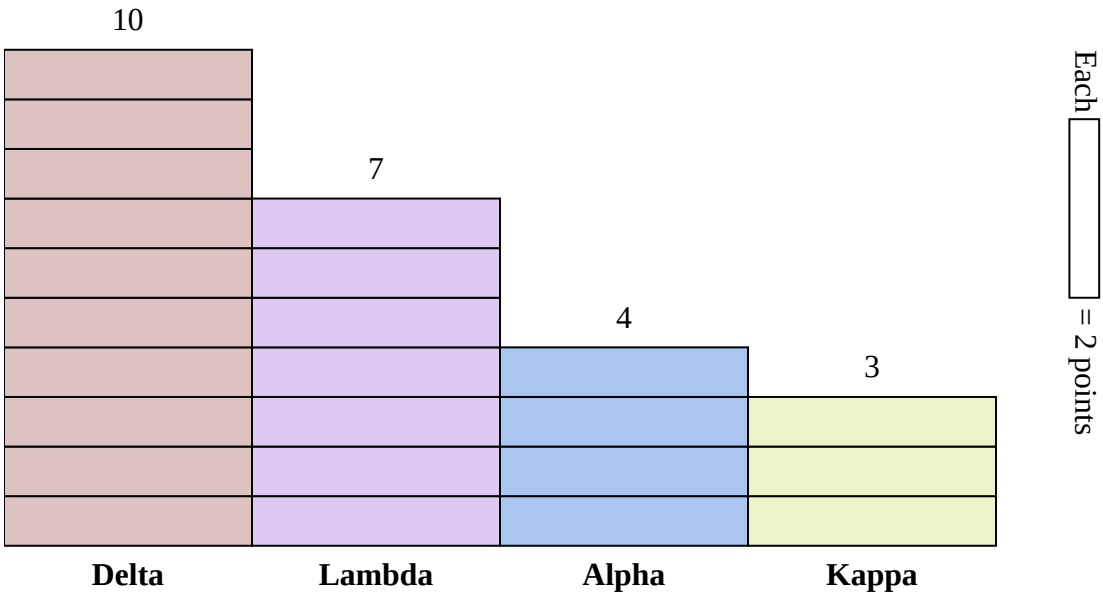

1) How many more points did team Alpha score than team Kappa?

2) Which team scored the most points?

3) Which team scored the fewest points?

4) What is the total number of points earned in the game?

5) Did team Kappa or team Lambda score fewer points?

6) Did team Delta or team Lambda score more points?

7) Which team scored 6 points?

8) How many points did team Delta score?

9) What is the combined points scored by Kappa and Delta?

10) What is the difference in the number of points Delta scored and the number Alpha scored?

Answers

1. **2**
2. **Delta**
3. **Kappa**
4. **48**
5. **Kappa**
6. **Delta**
7. **Kappa**
8. **20**
9. **26**
10. **12**

1-10	90	80	70	60	50	40	30	20	10	0

Reading a Bar Graph

Name:

Solve each problem.

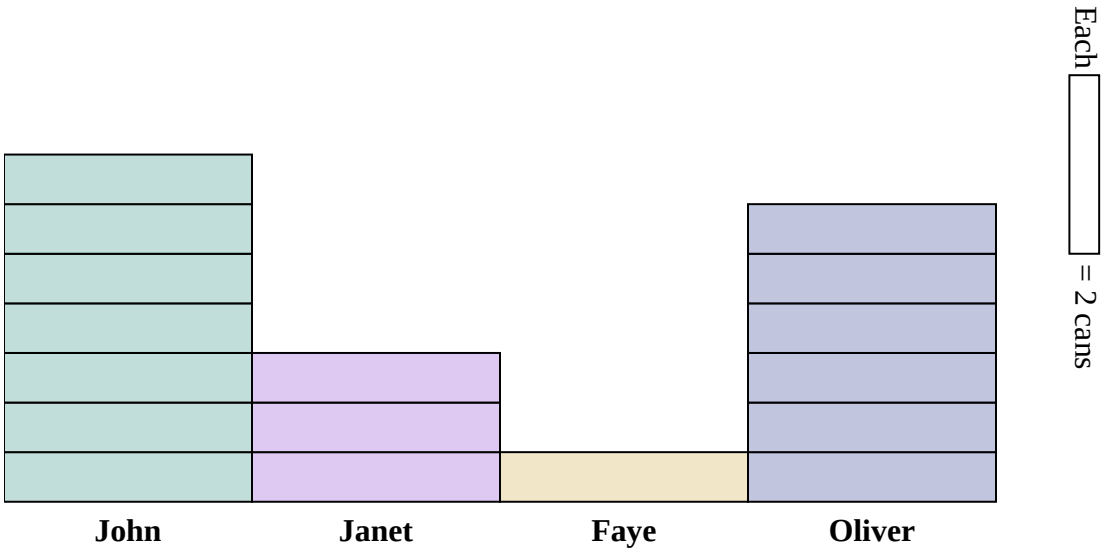

1) How many more cans did John collect than Oliver?

2) Who collected the most cans?

3) Who collected the fewest cans?

4) How many cans total did all the students collect?

5) Who collected fewer cans? Faye or John?

6) Did Janet or did Faye collect more cans?

7) Who collected exactly 2 cans?

8) How many cans did Oliver collect?

9) What is the combined number of cans John collected and Janet collected?

10) What is the difference in the number of cans Oliver collected and the number Janet collected?

Answers

1. _____
2. _____
3. _____
4. _____
5. _____
6. _____
7. _____
8. _____
9. _____
10. _____

1-10	90	80	70	60	50	40	30	20	10	0

Reading a Bar Graph

Name: **Answer Key**

Solve each problem.



1) How many more cans did John collect than Oliver?

2) Who collected the most cans?

3) Who collected the fewest cans?

4) How many cans total did all the students collect?

5) Who collected fewer cans? Faye or John?

6) Did Janet or did Faye collect more cans?

7) Who collected exactly 2 cans?

8) How many cans did Oliver collect?

9) What is the combined number of cans John collected and Janet collected?

10) What is the difference in the number of cans Oliver collected and the number Janet collected?

Answers

1. **2**
2. **John**
3. **Faye**
4. **34**
5. **Faye**
6. **Janet**
7. **Faye**
8. **12**
9. **20**
10. **6**

1-10	90	80	70	60	50	40	30	20	10	0

Reading a Bar Graph

Name:

Solve each problem.



1) How many more votes did Brave receive than Shrek?

2) Which movie received the most votes?

3) Which movie received the fewest votes?

4) What is the total number of students who voted?

5) Did fewer students vote for Up or for Shrek?

6) Did more people vote for Brave or for Spy Kids?

7) Which movie received exactly 18 votes?

8) How many people voted for Spy Kids?

9) What is the combined number of people who voted for Spy Kids and Shrek?

10) What is the difference in the number of people who voted for Up and the number who voted for Brave?

Answers

1. _____
2. _____
3. _____
4. _____
5. _____
6. _____
7. _____
8. _____
9. _____
10. _____

1-10	90	80	70	60	50	40	30	20	10	0

Reading a Bar Graph

Name: **Answer Key**

Solve each problem.



1) How many more votes did Brave receive than Shrek?

2) Which movie received the most votes?

3) Which movie received the fewest votes?

4) What is the total number of students who voted?

5) Did fewer students vote for Up or for Shrek?

6) Did more people vote for Brave or for Spy Kids?

7) Which movie received exactly 18 votes?

8) How many people voted for Spy Kids?

9) What is the combined number of people who voted for Spy Kids and Shrek?

10) What is the difference in the number of people who voted for Up and the number who voted for Brave?

Answers

1. **4**
2. **Spy Kids**
3. **Up**
4. **56**
5. **Up**
6. **Spy Kids**
7. **Brave**
8. **20**
9. **34**
10. **14**

1-10	90	80	70	60	50	40	30	20	10	0

Reading a Bar Graph

Name:

Solve each problem.

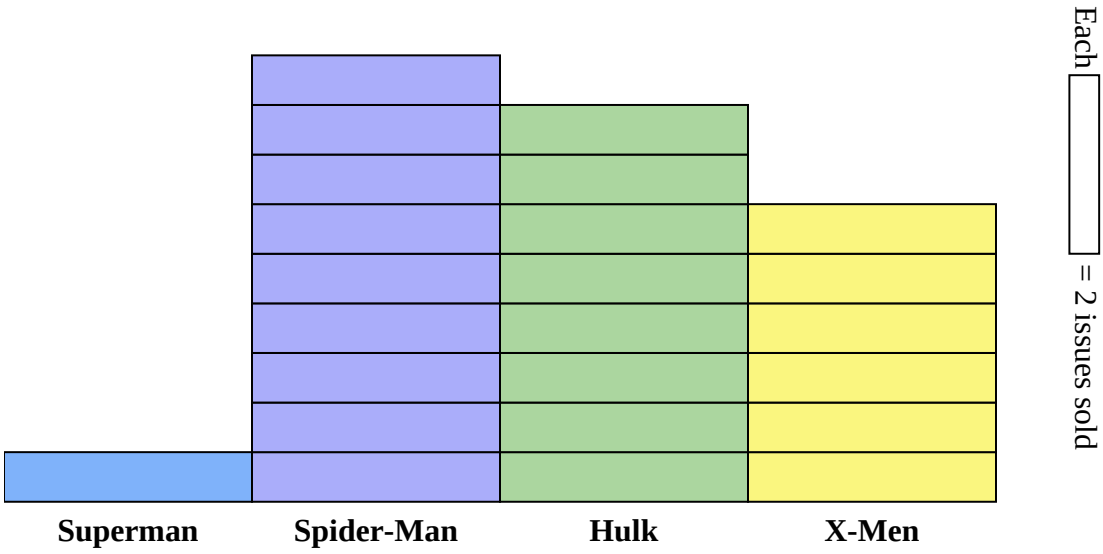

1) How many more issues of Spider-Man were sold than issues of Superman?

2) Which comic series sold the most issues?

3) Which comic series sold the fewest issues?

4) What is the total number of issues sold for all the comics?

5) Which sold fewer, issues of Hulk or issues of X-Men?

6) Which comic series sold more, Hulk or Spider-Man?

7) Which comic series sold exactly 16 issues?

8) How many issues of Superman were sold?

9) What is the combined number of Spider-Man and X-Men issues sold?

10) What is the difference in the number of X-Men issues sold and the number of Superman issues sold?

Answers

1. _____
2. _____
3. _____
4. _____
5. _____
6. _____
7. _____
8. _____
9. _____
10. _____

1-10	90	80	70	60	50	40	30	20	10	0

Reading a Bar Graph

Name: **Answer Key**

Solve each problem.

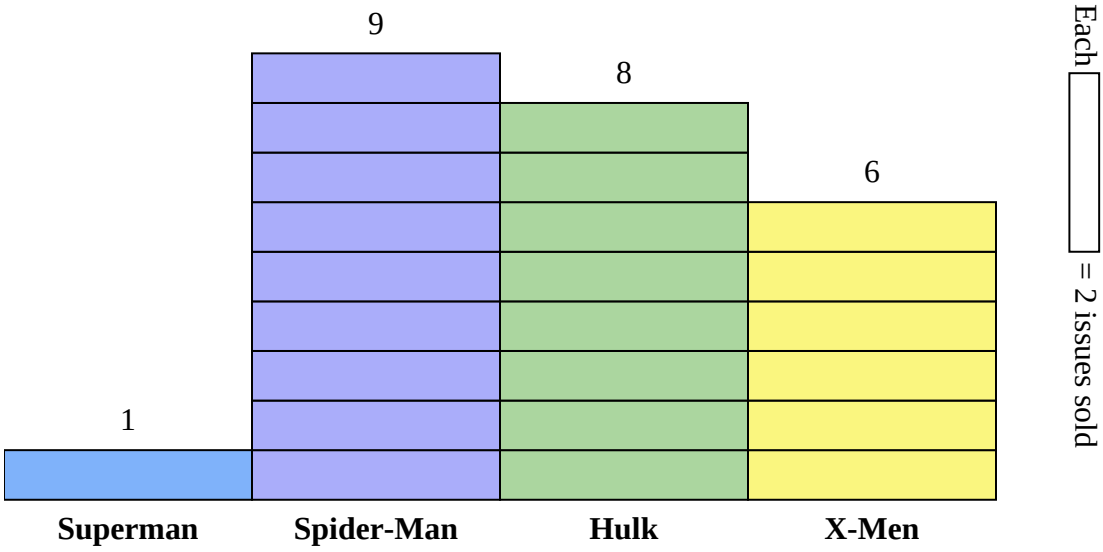

1) How many more issues of Spider-Man were sold than issues of Superman?

2) Which comic series sold the most issues?

3) Which comic series sold the fewest issues?

4) What is the total number of issues sold for all the comics?

5) Which sold fewer, issues of Hulk or issues of X-Men?

6) Which comic series sold more, Hulk or Spider-Man?

7) Which comic series sold exactly 16 issues?

8) How many issues of Superman were sold?

9) What is the combined number of Spider-Man and X-Men issues sold?

10) What is the difference in the number of X-Men issues sold and the number of Superman issues sold?

Answers

1. **16**
2. **Spider-Man**
3. **Superman**
4. **48**
5. **X-Men**
6. **Spider-Man**
7. **Hulk**
8. **2**
9. **30**
10. **10**

1-10	90	80	70	60	50	40	30	20	10	0

Reading a Bar Graph

Name:

Solve each problem.

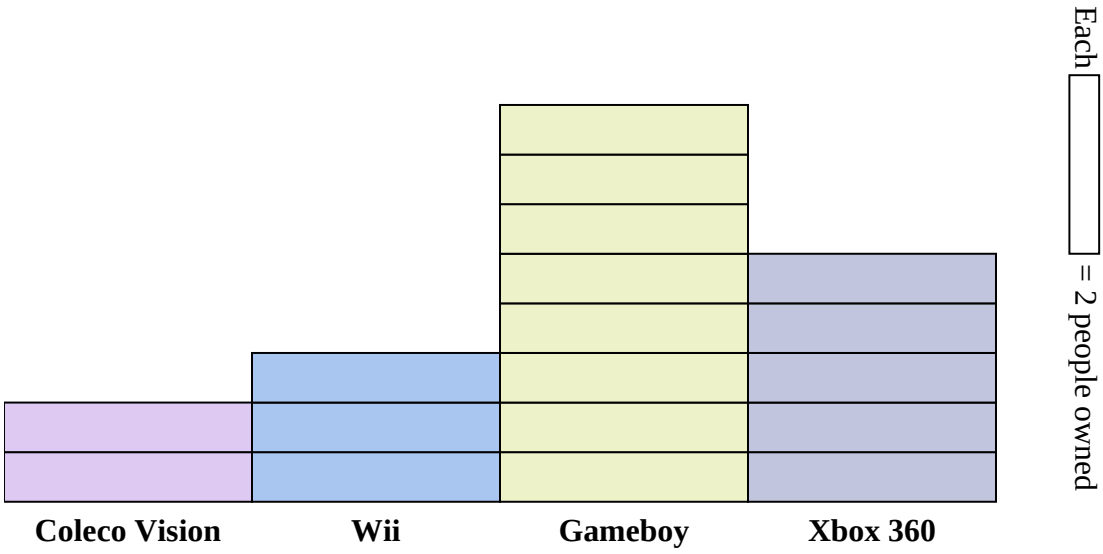

1) How many more people owned a Gameboy than owned a Xbox 360?

2) Which console did the largest number of people own?

3) Which console did the fewest number of people own?

4) How many consoles total did the people own?

5) Did fewer people own a Wiis or a Gameboys?

6) Did more people own a Xbox 360s or a Wiis?

7) Which console did exactly 6 people own?

8) How many people owned a Gameboy?

9) What is the combined number of Gameboys and Coleco Visions owned?

10) What is the difference in the number of people who owned a Coleco Vision and the number who owned a Wii?

Answers

1. _____
2. _____
3. _____
4. _____
5. _____
6. _____
7. _____
8. _____
9. _____
10. _____

1-10	90	80	70	60	50	40	30	20	10	0

Reading a Bar Graph

Name: **Answer Key**

Solve each problem.

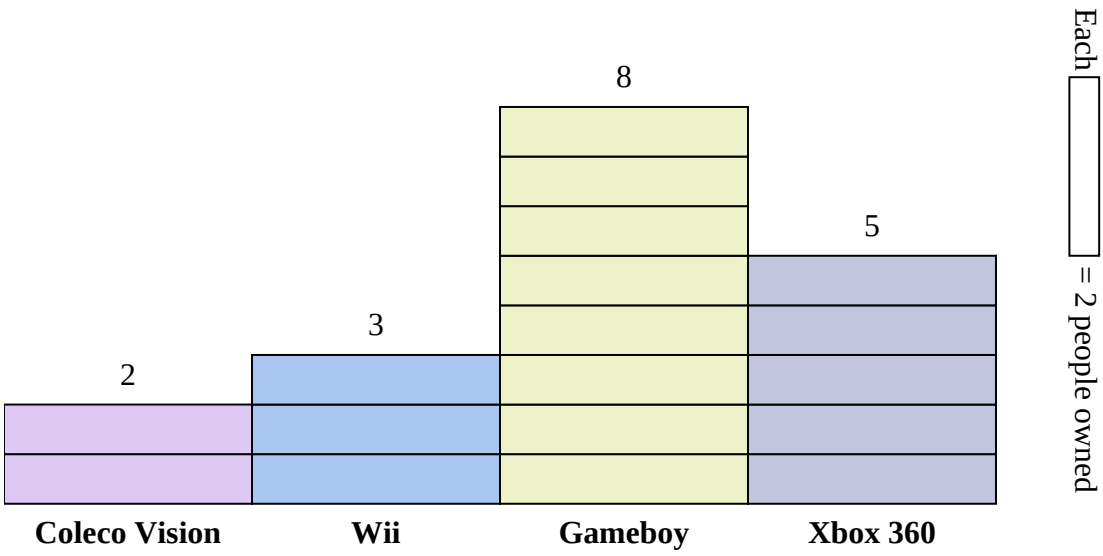

1) How many more people owned a Gameboy than owned a Xbox 360?

2) Which console did the largest number of people own?

3) Which console did the fewest number of people own?

4) How many consoles total did the people own?

5) Did fewer people own a Wiis or a Gameboys?

6) Did more people own a Xbox 360s or a Wiis?

7) Which console did exactly 6 people own?

8) How many people owned a Gameboy?

9) What is the combined number of Gameboys and Coleco Visions owned?

10) What is the difference in the number of people who owned a Coleco Vision and the number who owned a Wii?

Answers

1. **6**
2. **Gameboy**
3. **Coleco Vision**
4. **36**
5. **Wii**
6. **Xbox 360**
7. **Wii**
8. **16**
9. **20**
10. **2**

1-10	90	80	70	60	50	40	30	20	10	0

Reading a Bar Graph

Name:

Solve each problem.

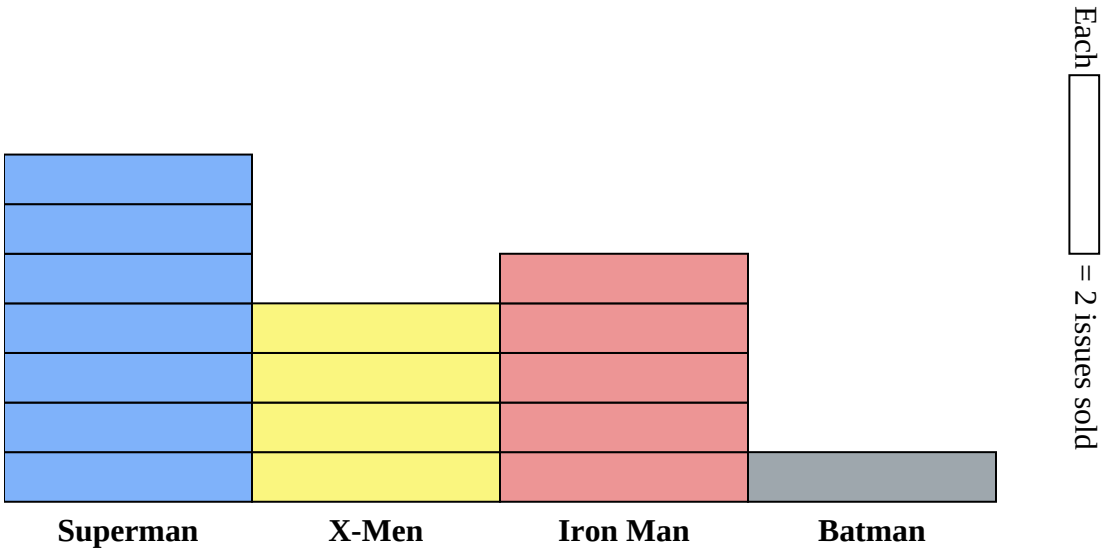

1) How many more issues of Superman were sold than issues of Batman?

2) Which comic series sold the most issues?

3) Which comic series sold the fewest issues?

4) What is the total number of issues sold for all the comics?

5) Which sold fewer, issues of Batman or issues of Iron Man?

6) Which comic series sold more, Superman or X-Men?

7) Which comic series sold exactly 8 issues?

8) How many issues of Iron Man were sold?

9) What is the combined number of Iron Man and Superman issues sold?

10) What is the difference in the number of X-Men issues sold and the number of Batman issues sold?

Answers

1. _____
2. _____
3. _____
4. _____
5. _____
6. _____
7. _____
8. _____
9. _____
10. _____

1-10	90	80	70	60	50	40	30	20	10	0

Reading a Bar Graph

Name: **Answer Key**

Solve each problem.

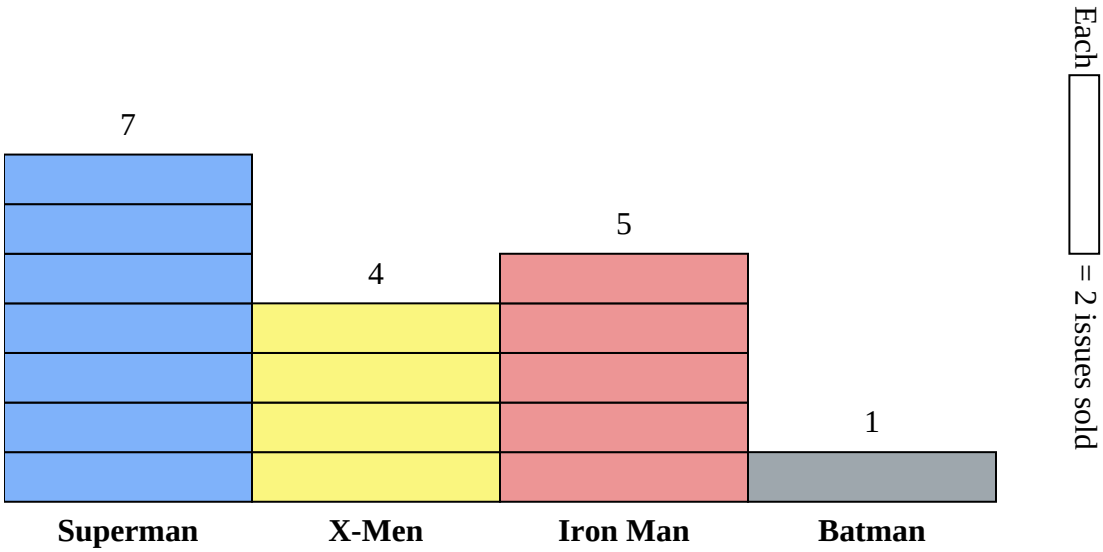

1) How many more issues of Superman were sold than issues of Batman?

2) Which comic series sold the most issues?

3) Which comic series sold the fewest issues?

4) What is the total number of issues sold for all the comics?

5) Which sold fewer, issues of Batman or issues of Iron Man?

6) Which comic series sold more, Superman or X-Men?

7) Which comic series sold exactly 8 issues?

8) How many issues of Iron Man were sold?

9) What is the combined number of Iron Man and Superman issues sold?

10) What is the difference in the number of X-Men issues sold and the number of Batman issues sold?

Answers

1. **12**
2. **Superman**
3. **Batman**
4. **34**
5. **Batman**
6. **Superman**
7. **X-Men**
8. **10**
9. **24**
10. **6**

1-10	90	80	70	60	50	40	30	20	10	0

Reading a Bar Graph

Name:

Solve each problem.

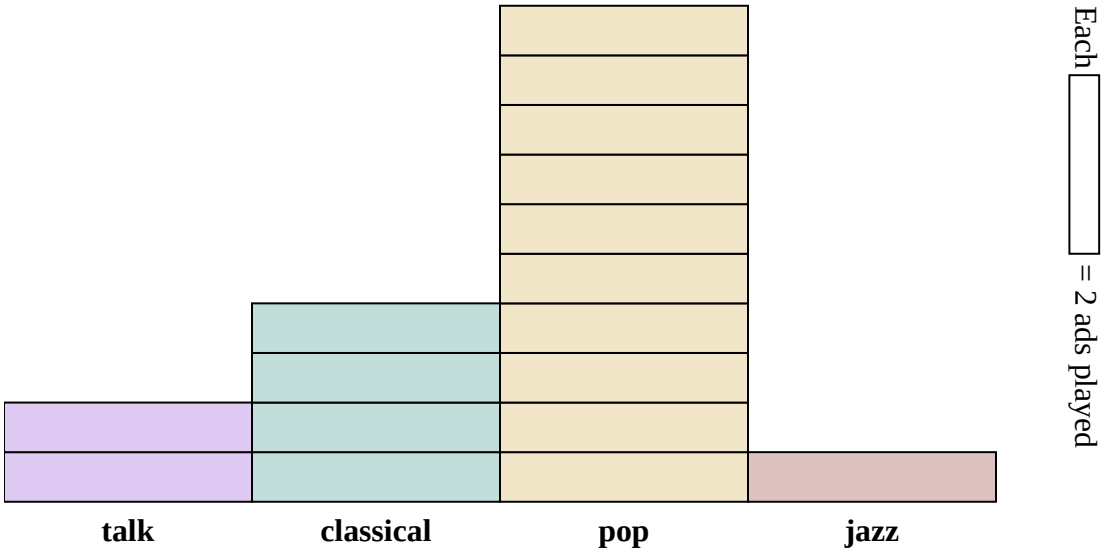

1) How many more ads did the classical station have than the talk station?

2) Which station had the most ads?

3) Which station had the fewest ads?

4) What is the total number of ads on all the stations?

5) Were there fewer ads on the jazz station or the talk station?

6) Were there more ads on the pop station or the talk station?

7) Which station had exactly 8 ads?

8) How many ads were on the pop station?

9) What is the combined number of ads played on the jazz station and the pop station?

10) What is the difference in the number of ads played on the jazz station and the number played on the classical station?

Answers

1. _____
2. _____
3. _____
4. _____
5. _____
6. _____
7. _____
8. _____
9. _____
10. _____

1-10	90	80	70	60	50	40	30	20	10	0

Reading a Bar Graph

Name: **Answer Key**

Solve each problem.

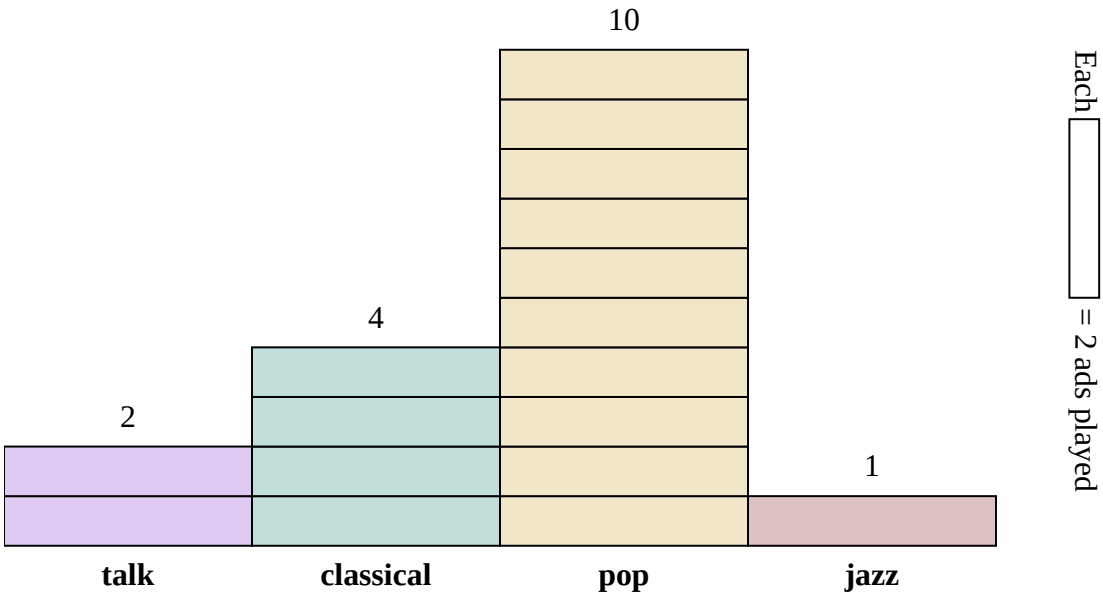

1) How many more ads did the classical station have than the talk station?

2) Which station had the most ads?

3) Which station had the fewest ads?

4) What is the total number of ads on all the stations?

5) Were there fewer ads on the jazz station or the talk station?

6) Were there more ads on the pop station or the talk station?

7) Which station had exactly 8 ads?

8) How many ads were on the pop station?

9) What is the combined number of ads played on the jazz station and the pop station?

10) What is the difference in the number of ads played on the jazz station and the number played on the classical station?

Answers

1. **4**
2. **pop**
3. **jazz**
4. **34**
5. **jazz**
6. **pop**
7. **classical**
8. **20**
9. **22**
10. **6**

1-10	90	80	70	60	50	40	30	20	10	0

Reading a Bar Graph

Name:

Solve each problem.



1) How many more people liked Kirby than liked Samus?

2) Which character did the largest number of people say was their favorite?

3) Which character did the fewest number of people say was their favorite?

4) How many people total answered the poll?

5) Did fewer people like Samus or Pikachu?

6) Did more people like Donkey Kong or Samus?

7) Which character did exactly 10 people say was their favorite?

8) How many people liked Samus the best?

9) What is the combined number of people who liked Donkey Kong and Kirby?

10) What is the difference in the number of people who liked Pikachu and the number who liked Donkey Kong?

Answers

1. _____
2. _____
3. _____
4. _____
5. _____
6. _____
7. _____
8. _____
9. _____
10. _____

1-10	90	80	70	60	50	40	30	20	10	0

Reading a Bar Graph

Name: **Answer Key**

Solve each problem.



1) How many more people liked Kirby than liked Samus?

2) Which character did the largest number of people say was their favorite?

3) Which character did the fewest number of people say was their favorite?

4) How many people total answered the poll?

5) Did fewer people like Samus or Pikachu?

6) Did more people like Donkey Kong or Samus?

7) Which character did exactly 10 people say was their favorite?

8) How many people liked Samus the best?

9) What is the combined number of people who liked Donkey Kong and Kirby?

10) What is the difference in the number of people who liked Pikachu and the number who liked Donkey Kong?

Answers

1. **14**
2. **Kirby**
3. **Samus**
4. **52**
5. **Samus**
6. **Donkey Kong**
7. **Donkey Kong**
8. **6**
9. **30**
10. **6**

1-10	90	80	70	60	50	40	30	20	10	0

Reading a Bar Graph

Name:

Solve each problem.

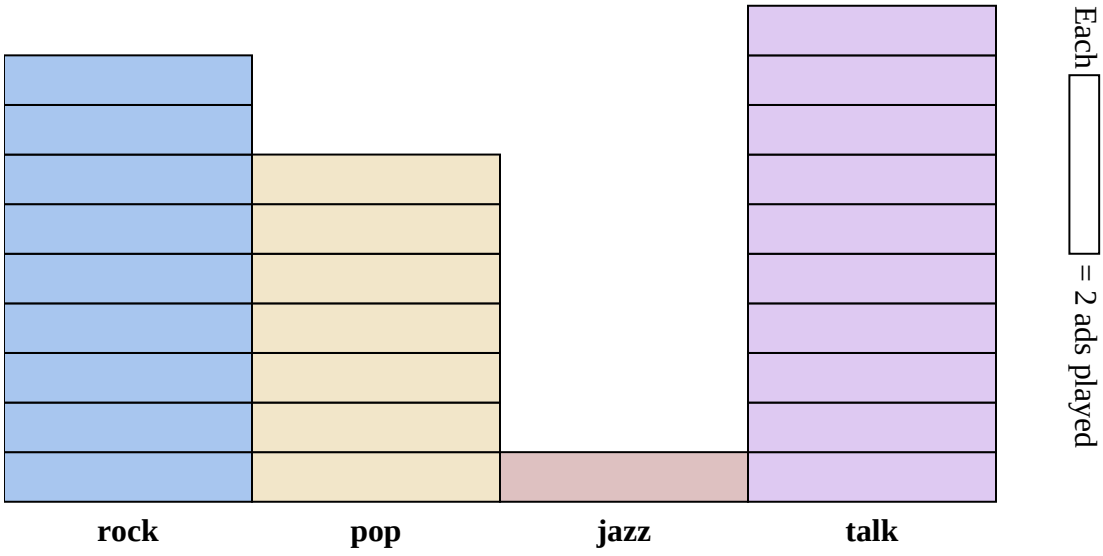

1) How many more ads did the talk station have than the jazz station?

2) Which station had the most ads?

3) Which station had the fewest ads?

4) What is the total number of ads on all the stations?

5) Were there fewer ads on the rock station or the pop station?

6) Were there more ads on the pop station or the jazz station?

7) Which station had exactly 18 ads?

8) How many ads were on the jazz station?

9) What is the combined number of ads played on the rock station and the jazz station?

10) What is the difference in the number of ads played on the pop station and the number played on the talk station?

Answers

1. _____
2. _____
3. _____
4. _____
5. _____
6. _____
7. _____
8. _____
9. _____
10. _____

1-10	90	80	70	60	50	40	30	20	10	0

Reading a Bar Graph

Name: **Answer Key**

Solve each problem.

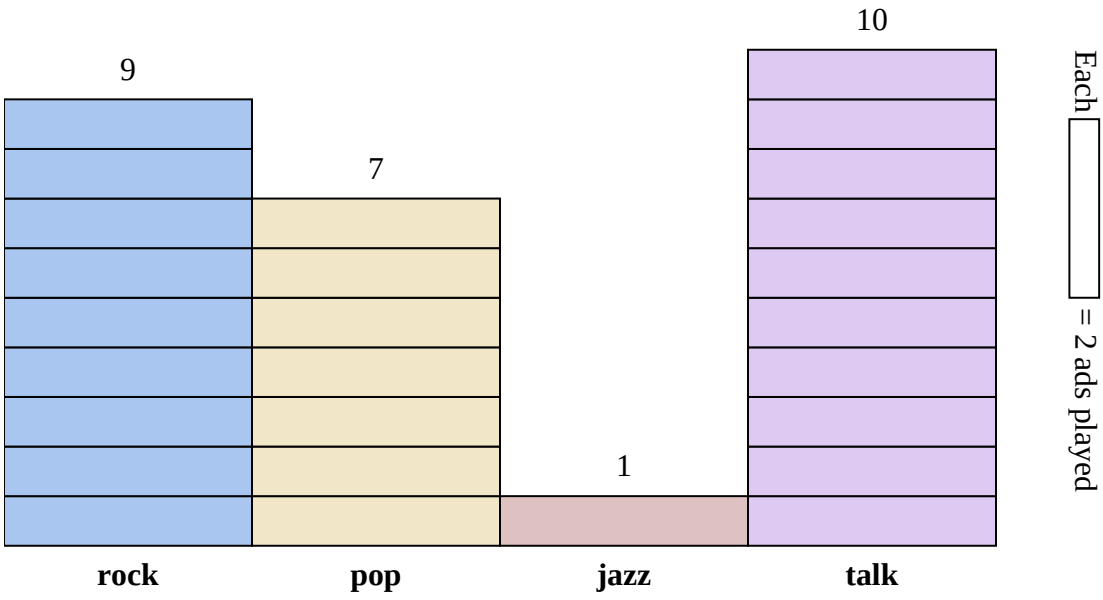

1) How many more ads did the talk station have than the jazz station?

2) Which station had the most ads?

3) Which station had the fewest ads?

4) What is the total number of ads on all the stations?

5) Were there fewer ads on the rock station or the pop station?

6) Were there more ads on the pop station or the jazz station?

7) Which station had exactly 18 ads?

8) How many ads were on the jazz station?

9) What is the combined number of ads played on the rock station and the jazz station?

10) What is the difference in the number of ads played on the pop station and the number played on the talk station?

Answers

1. **18**
2. **talk**
3. **jazz**
4. **54**
5. **pop**
6. **pop**
7. **rock**
8. **2**
9. **20**
10. **6**

1-10	90	80	70	60	50	40	30	20	10	0