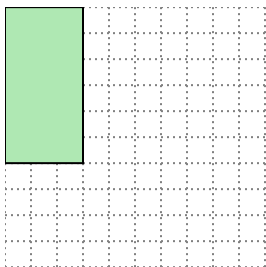




Solve each problem.

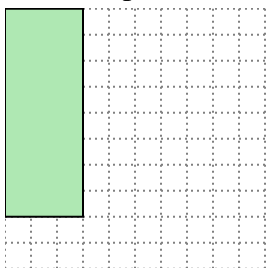
- 1) The rectangle below has the dimensions  $3 \times 6$ . Create a rectangle with the same area, but a different perimeter.



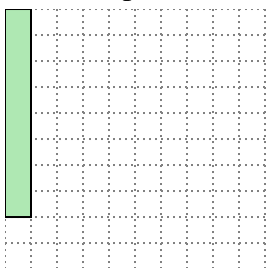
- 2) The rectangle below has the dimensions  $4 \times 9$ . Create a rectangle with the same area, but a different perimeter.



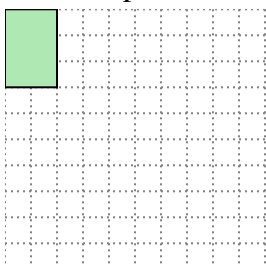
- 3) The rectangle below has the dimensions  $3 \times 8$ . Create a rectangle with the same area, but a different perimeter.



- 4) The rectangle below has the dimensions  $1 \times 8$ . Create a rectangle with the same area, but a different perimeter.



- 5) The rectangle below has the dimensions  $2 \times 3$ . Create a rectangle with the same area, but a different perimeter.



### Answers

1. \_\_\_\_\_

2. \_\_\_\_\_

3. \_\_\_\_\_

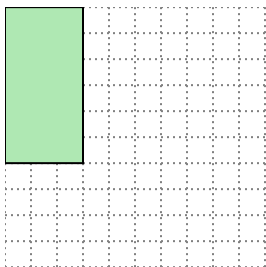
4. \_\_\_\_\_

5. \_\_\_\_\_



Solve each problem.

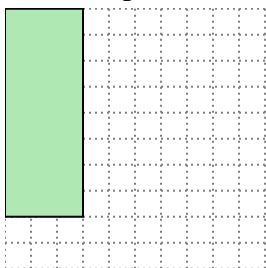
- 1) The rectangle below has the dimensions  $3 \times 6$ . Create a rectangle with the same area, but a different perimeter.



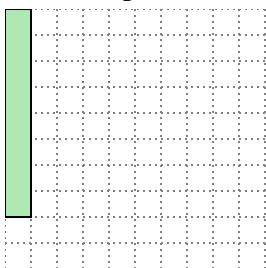
- 2) The rectangle below has the dimensions  $4 \times 9$ . Create a rectangle with the same area, but a different perimeter.



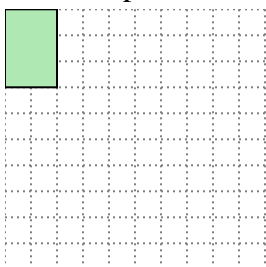
- 3) The rectangle below has the dimensions  $3 \times 8$ . Create a rectangle with the same area, but a different perimeter.



- 4) The rectangle below has the dimensions  $1 \times 8$ . Create a rectangle with the same area, but a different perimeter.



- 5) The rectangle below has the dimensions  $2 \times 3$ . Create a rectangle with the same area, but a different perimeter.



Answers

1. 2x9

2. 6x6

3. 4x6

4. 2x4

5. 1x6